

# HAAS

ARCHITECTURAL  
MILLWORK

Your Complete Urethane Millwork Solution Provider

Made in the USA



*You design it.*



*We make it.*



Fifth Edition

# HAAS

GENERAL INFORMATION

## TABLE OF CONTENTS

- Balustrade Systems** .....5-33
  - 3-1/4" to 3-5/8" system.....5-8
  - 4-1/2" system.....9-12
  - 5-1/2" system.....12-15
  - 7-1/4" system.....16-19
  - 12" sysem.....20-23
  - Over the Newel System.....24
  - Miscellaneous Rails .....25
  - Porch Posts .....26
  - Installation Guide.....27-33
- Brackets & Dentil Blocks** .....34-41
- Entrance Systems** .....42-48
  - Selection Guide .....43
  - Classic - 3" .....44-45
  - 4" .....46-47
  - 6" .....48
- Louvers** .....49-51
- Micellaneous** .....52-57
  - Celing Medallions.....52
  - Gable Decorations.....53-54
  - Niche & Spandrel .....55
  - Decorative Elements, Finials, Post Tops, & Urns.....56
  - Door Panels .....57
- Mouldings** .....58-73
  - Flatboards.....58
  - Vented Soffit Moulding .....73
- Window Features (Heads & Panels)** .....74-87
  - Arches.....58-75
  - Keystones .....76-77
  - Window Heads.....78-84
  - Dormer Pediment.....85
  - Window Panels.....85-86
  - Shutters.....87
- Index**.....88-93



# HAAS

## From design to development - fabrication to facade.



Haas Architectural Millwork can create any type or style millwork you need. Our pattern makers will work from drawings, existing mouldings or your designs, to bring your ideas to life.



**Proudly Made in the  
USA**

HAAS Architectural Millwork is committed to manufacturing highest quality urethane millwork solutions for the building industry. If you can dream it and design it, HAAS can make it.

HAAS Architectural Millwork far exceeds the performance of wood without any aesthetic compromise. Each pattern is made to exacting dimensions by our staff of Master patternmakers. The edges of Haas Architectural Millwork products are sharp, clean, and offer the true authentic look of wood.

HAAS Architectural Millwork will not rot, will hold paint better than wood, and provides lower maintenance over the life of the product.

HAAS Architectural Millwork comes factory primed with a high emulsion exterior latex paint and can be finish coated with any high quality exterior latex paint.

HAAS Architectural Millwork products are made from water-based products and are environmentally friendly.

HAAS Architectural Millwork has over 50 years of experience in the urethane millwork industry. We have the knowledge, experience, and expertise to make the product you want at a fair price.

**ALL HAAS ARCHITECTURAL MILLWORK PRODUCTS  
ARE MADE AT OUR PLANT IN THE USA.**



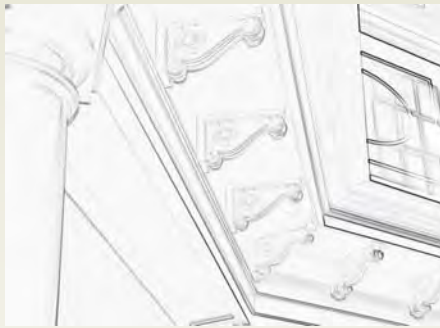
# HAAS

## MANUFACTURED IN AMERICA

HAAS Architectural Millwork is committed to manufacturing the highest quality urethane millwork products.

Residential or Commercial, HAAS can replicate historic millwork made by the finest craftsmen to exacting detail.

Architects, builders, and homeowners strive to make their project unique. HAAS can make your new millwork ideas come to life.



### CUSTOM DESIGNS, STYLES, & SIZES AT YOUR REQUEST



At Haas Architectural Millwork, Inc., our Master Patternmakers can work from drawings, pictures, prints, or original pieces to provide you with a long lasting quality product. We would love to quote your custom project. Whether you are in need of a historic reproduction or you have your own design, allow us to bring your ideas and designs to life.

#### LIMITED WARRANTY

Haas Architectural Millwork, Inc. hereby warrants its parts upon the following conditions against defects in materials and workmanship for a period of one year after delivery to Purchaser when used and installed under normal conditions. The foregoing warranty is in lieu of and excludes all other warranties not expressly set forth herein, whether expressed or implied by operation of law or otherwise including but not limited to any implied warranties or merchantability or fitness. Failure to follow Haas Architectural Millwork's storage and installation instructions will void this limited warranty. (See [www.haasmillwork.com](http://www.haasmillwork.com) for complete installation instructions).


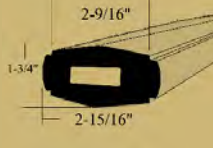
Buyer and installer must inspect each piece before installation. Installer and Buyer waive all defects, which could have been discovered by reasonable inspection prior to installation. This includes all misalignment, misfitted, parts, dimensional discrepancies and the like. In the event that any claim is made under this warranty, an authorized representative of Haas Architectural Millwork shall have the right to inspect the parts and if, in his or her sole discretion, said representative determines the parts defective, Haas Architectural Millwork will repair, replace, or refund its distributor the amount paid to Haas for said defective parts. The sole obligation of HAAS under this warranty is to REPAIR, REPLACE, OR REFUND as described above.

Haas Architectural Millwork shall have no liability to any person, firm, or corporation whatsoever for incidental or consequential damages such as but not limited to, labor, finishing cost, parts damaged by freight carriers, freight charges, installation, lost profits, lost sales or like. No purchaser may take any deduction, credit, or set-off against any amount owed Haas Architectural Millwork or make any charge-back without express written consent of Haas Architectural Millwork.

# HAAS


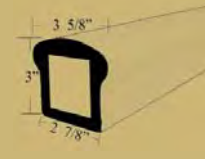

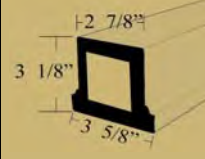
## 3-1/4" to 3-5/8" Balustrade System

### HTR 180

HTR 180 - 8', 10', 12'		Top /Bottom Rail
		
Top Width	Overall Width	Height
2-9/16"	2-15/16"	1-3/4"


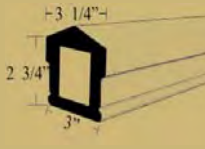




### HTR 200 / HBR 201




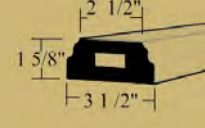
HTR 200 - 8', 10', 12'		Top Rail	HBR 201 - 8', 10', 12'		Bottom Rail
					
Top Width	Bottom Width	Height	Top Width	Bottom Width	Height
3-5/8"	2-7/8"	3"	2-7/8"	3-5/8"	3-1/8"

RADIUS RAILS AVAILABLE - CONTACT US FOR A QUOTE.

### HTR 210 / HBR 211

HTR 210 - 8', 10', 12'		Top Rail	HBR 211 - 8', 10', 12'		Bottom Rail
					
Top Width	Bottom Width	Height	Top Width	Bottom Width	Height
3-1/4"	3"	2-3/4"	1-5/8"	2-3/4"	2-3/4"

### HTR 232 / HBR 233

HTR 232 - 8', 10', 12'		Top Rail	HBR 233 - 8', 10', 12'		Bottom Rail
					
Top Width	Bottom Width	Height	Top Width	Bottom Width	Height
3-5/8"	2-1/4"	2-3/4"	2-1/2"	3-1/2"	1-5/8"




# HAAS

## 3-1/4" to 3-5/8" Balustrade System




B  
A  
L  
U  
S  
T  
R  
A  
D  
E




HBAL 115		
Part No.	Width	Height
HBAL 115-24	2-1/2"	24"

Spacing on Center - 5-1/8"




HBAL 100		
Part No.	Width	Height
HBAL 100-20	1-3/4"	20"
HBAL 100-22	1-3/4"	22"
HBAL 100-24	1-3/4"	24"
HBAL 100-28	1-3/4"	28"
HBAL 100-32	1-3/4"	32"
HBAL 100-36	1-3/4"	36"

Spacing on Center - 5-5/8"




HBAL 125		
Part No.	Width	Height
HBAL 125-20	1-1/4"	20"
HBAL 125-24	1-1/4"	24"
HBAL 125-28	1-1/4"	28"
HBAL 125-32	1-1/4"	32"
HBAL 125-36	1-1/4"	36"

Spacing on Center - 5-1/8"




HBAL 103		
Part No.	Width	Height
HBAL 103-20	2-1/2"	20"
HBAL 103-24	2-1/2"	24"
HBAL 103-28	2-1/2"	28"
HBAL 103-30	2-1/2"	30"
HBAL 103-32	2-1/2"	32"
HBAL 103-34	2-1/2"	34"
HBAL 103-36	2-1/2"	36"

Spacing on Center - 5-1/4"



HBAL 127		
Part No.	Width	Height
HBAL 127-20	2-3/4"	20"

Spacing on Center - 5-1/2"




HBAL 139		
Part No.	Width	Height
HBAL 139-22	2-3/4"	22"

Spacing on Center - 5-3/4"

### CUSTOM


HISTORIC RESTORATION or NEW DESIGN

Fax us your drawing or email us at  
[haasmillwork@haasmillwork.com](mailto:haasmillwork@haasmillwork.com)




# HAAS

## 3-1/4" to 3-5/8" Balustrade System Continued



HBAL 140		
Part No.	Width	Height
HBAL 140-24	2-1/2"	24"
HBAL 140-27	2-1/2"	27"


Spacing on Center - 5-1/4"



HBAL 203		
Part No.	Width	Height
HBAL 203-25	2-3/4"	25"


\*Available with V-notch in bottom to fit HTR 180 Rail

Spacing on Center - 5-1/4"




HBAL 169		
Part No.	Width	Height
HBAL 169-17	2-1/2"	17-1/2"

Spacing on Center - 5-1/4"



HBAL 207		
Part No.	Width	Height
HBAL 207-28	2-1/2"	28"


Spacing on Center - 5-1/2"



HBAL 182		
Part No.	Width	Height
HBAL 182-30	2-1/2"	30"
HBAL 182-34	2-1/2"	34"


\*Available with V-notch in top & bottom to fit HTR 180 Rail

Spacing on Center - 5-3/4"




HBAL 600		
Part No.	Width	Height
HBAL 600-20	2-1/4"	20"
HBAL 600-24	2-1/4"	24"
HBAL 600-28	2-1/4"	28"
HBAL 600-32	2-1/4"	32"
HBAL 600-36	2-1/4"	36"

Spacing on Center - 6-1/8"



HBAL 191		
Part No.	Width	Height
HBAL 191-16	1-7/8"	16-1/4"

Spacing on Center - 4-5/8"



HBAL 2046		
Part No.	Width	Height
HBAL 2046-24	1-1/4"	24"

Round Baluster

Spacing on Center - 5-1/8"

B  
A  
L  
U  
S  
T  
R  
A  
D  
E



# HAAS


## 3-1/4" to 3-5/8" Balustrade System Continued

B  
A  
L  
U  
S  
T  
R  
A  
D  
E

### PLAIN NEWEL POSTS

Part No.	Width	Height
HNP 300-4	4"	48"
HNP 300-6	5-1/2"	48"

HAPNP 310-6




5-Sided Newel Post

**Installation instructions  
Pages 27-33.**

### TURNED NEWEL POST

Part No.	Width	Hght
HTNP 2540-5	5-1/2"	40"



### NEWEL KITS

Part No.
HNPCK 300-4
HNPCK 300-6

Specify Concrete or Wood  
C = Concrete  
W = Wood  
Ex. **HNPCK 300-6-C**


STAINLESS STEEL KITS AVAILABLE FOR COASTAL APPLICATIONS



See pages 27 - 33 for Installation Instructions

### NEWEL CAPS

Part No.	Width	Height
HNC 300-6	6-1/4"	1-1/2"
HFNC301-4	5-1/2"	40"
HFNC 301-6	6-3/8"	2-1/2"
HPNC 302-6	6-1/2"	2"
HPNC 302-1-6	6-1/2"	1-1/2"
HANC 310-6	To Fit	1-1/2"



### RAIL KITS / STAIR RAIL KITS

Part No. HRK 202 / HRKS 202

\*\*Customer must specify rise and run of stairs.  
1 KIT PER TOP & BOTTOM RAIL SECTION  
See Page 28

### BALL TOP


Part No.	Base Dia	Height
HBALL 601-3	2-7/8"	4-1/2"
HBALL 601-4	3-1/2"	5-1/4"
HBALL 600-5	5"	6-1/2"



### RAIL SUPPORT BLOCK



Part No.	Height	Width	Length
HSB 900	4"	3-1/2"	5-1/2"

Fits all rail sizes.



### TRIM COLLARS

HTC-6	7-1/2"	2-1/8"
-------	--------	--------



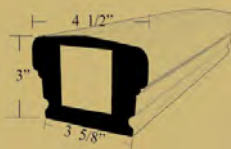
# HAAS

## 4-1/2" Balustrade System

### HTRG 202

HTRG 202 - 8', 10', 12'

Goose Neck Rail\*



Top Width	Bottom Width	Height
4-1/2"	3-5/8"	3"

\*4-5/8" Gooseneck Drop



URETHANE ADHESIVE



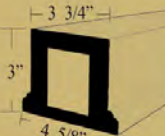

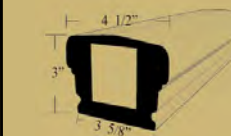
### HTR 202/HBR 203

HTR 202 - 8', 10', 12'

Top Rail

HBR 203 - 8', 10', 12'

Bottom Rail



Top Width	Bottom Width	Height	Top Width	Bottom Width	Height
4-1/2"	3-5/8"	3"	3-3/4"	4-5/8"	3"

RADIUS RAILS AVAILABLE - CONTACT US FOR A QUOTE

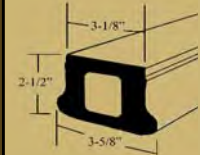
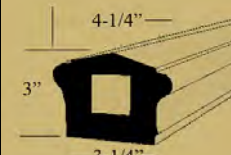

### HTR 760/HBR 761

HTR 760 - 8', 10', 12'

Top Rail

HBR 761 - 8', 10', 12'

Bottom Rail




Top Width	Bottom Width	Height	Top Width	Bottom Width	Height
4-1/4"	3-1/4"	3"	3-1/8"	3-5/8"	2-1/2"

RADIUS RAILS AVAILABLE - CONTACT US FOR A QUOTE




# HAAS

## 4-1/2" Balustrade System Continued


HBAL 110		
Part No.	Width	Height
HBAL 110-18	3"	18"
HBAL 110-20	3"	20"
HBAL 110-24	3"	24"
HBAL 110-26	3"	26"
HBAL 110-28	3"	28"
HBAL 110-30	3"	30"

Spacing on Center - 5-1/2"




HBAL 137		
Part No.	Width	Height
HBAL 137-28	3-1/2"	28"
HBAL 137-32	3-1/2"	32"
HBAL 137-34	3-1/2"	34"

Spacing on Center - 5-1/2"




HBAL 138		
Part No.	Width	Height
HBAL 138-18	3-1/4"	18"

Spacing on Center - 5-5/8"




HBAL 131		
Part No.	Width	Height
HBAL 131-24	3-1/2"	24"

Spacing on Center - 5-3/4"




HBAL 139		
Part No.	Width	Height
HBAL 139-22	2-3/4"	22"

Spacing on Center - 5-3/4"




HBAL 133		
Part No.	Width	Height
HBAL 133-27	3-1/4"	27"

Spacing on Center - 5-3/4"



HBAL 141		
Part No.	Width	Height
HBAL 141-16	3-1/2"	16"

Spacing on Center - 6"




HBAL 136		
Part No.	Width	Height
HBAL 136-24	3-1/2"	24"
HBAL 136-26	3-1/2"	26"
HBAL 136-30	3-1/2"	30"

Spacing on Center - 6"

**CUSTOM**


HISTORIC RESTORATION or NEW DESIGN

Let us quote your custom rail or baluster.  
 Fax us your drawing or email us at  
[haasmillwork@haasmillwork.com](mailto:haasmillwork@haasmillwork.com).




# HAAS

## 4-1/2" Balustrade System Continued




HBAL 161		
Part No.	Width	Height
HBAL 161-20	3"	20"
HBAL 161-24	3"	24"
HBAL 161-26	3"	26"
HBAL 161-28	3"	28"
HBAL 161-32	3"	32"
HBAL 161-36	3"	36"

Spacing on Center - 6-7/8"


HBAL 185		
Part No.	Width	Height
HBAL 185-19	3-3/8"	19-1/8"

Spacing on Center - 5-1/4"




HBAL 201		
Part No.	Width	Height
HBAL 201-19	3"	18-7/8"

Spacing on Center - 5"




HBAL 186		
Part No.	Width	Height
HBAL 186-22	3-1/4"	22-5/8"

\*Available with V-notch in top & bottom to fit pitched rail.  
Spacing on Center - 5-5/8"




HBAL 202		
Part No.	Width	Height
HBAL 202-26	3-1/4"	26"

Spacing on Center - 5-3/8"




HBAL 194		
Part No.	Width	Height
HBAL 194-31	3-1/2"	31-5/8"

Spacing on Center - 5-3/8"



HBAL 341		
Part No.	Width	Height
HBAL 341-27	2-7/8"	26-3/4"

Spacing on Center - 5-3/8"



HBAL 436		
Part No.	Width	Height
HBAL 436-32	3-1/2"	32"

Spacing on Center - 6"


**Installation instructions  
see Pages 27-33  
CAD drawings available.**



# HAAS

B  
A  
L  
U  
S  
T  
R  
A  
D  
E


## 4-1/2" Balustrade System Continued










HBAL 2033			
Part No.	Width	Height	
HBAL 2033-20	3-1/4"	20"	


Spacing on Center - 5-3/4"

NEWEL CAPS			
	Part No.	Width	Height
	HNC 300-6	6-1/4"	1-1/2"
	HNC 300-8	8-1/2"	1-1/2"
	HFNC 301-6	6-3/8"	2-1/2"
	HFNC 301-8	8-3/4"	2-3/4"
	HPNC 302-6	6-1/2"	2"
	HPNC 302-8	8-3/4"	2-1/4"
	HPNC 302-1-6	6-1/2"	1-1/2"
	HPNC 302-1-8	8-3/4"	1-3/4"
BALL TOPS			
	Part No.	Base Dia	Height
	HBALL 600-5	5"	6-1/2"
	HBALL 600-6	6"	8"
	HBALL 600-7	7"	9-1/2"
TRIM COLLARS			
	HTC-6	7-1/2"	2-1/8"
	HTC-8	10-1/2"	2-1/8"

RAIL SUPPORT BLOCK				
	Part No.	Height	Width	Length
	HSB 900	4"	3-1/2"	5-1/2"

Fits all rail sizes.

PLAIN NEWEL POSTS			
	Part No.	Width	Height
	HNP 300-6	5-1/2"	48"
	HNP 300-8	8"	48"
5-SIDED PLAIN NEWEL POSTS			
	HAPNP 310-6	5-1/2" - 5 sided	48"
	HAPNP 310-8	8" - 5 sided	48"
RAISED PANEL NEWEL POST			
			
	In-Line	Corner	End
	HPNP 301-8	HCNP 302-8	HSNP 303-8
	Width 8"	X	Height 48"
RECESSED FLAT PANEL NEWEL POST			
			
	In-Line	Corner	End
	HPNP 307-8	HCNP 308-8	HSNP 309-8
	Width 8"	X	Height 48"
NEWEL KITS			
	Part No.	Specify Concrete or Wood C = Concrete W = Wood Ex. <b>HNPK 300-6-C</b>	
	HNPK 300-6	STAINLESS STEEL KITS AVAILABLE FOR COASTAL APPLICATIONS	
	HNPK 300-8	See pages 27 - 33 for installation instructions.	



# HAAS

## 5-1/2" Balustrade System

### HTR 204 / HBR 205

HTR 204 - 8', 10', 12'

Top Rail

HBR 205 - 8', 10', 12'

Bottom Rail



Top Width	Bottom Width	Height
5-1/2"	4"	4"

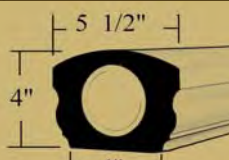

Top Width	Bottom Width	Height
4"	5-1/2"	4"

RADIUS RAILS AVAILABLE - CONTACT US FOR A QUOTE

### HTR 218

HTR 218 - 8', 10', 12'

Top Rail



Top Width	Bottom Width	Height
5-1/2"	4"	4"

RADIUS RAILS AVAILABLE - CONTACT US FOR A QUOTE



### CUSTOM

RADIUS RAILS / CUSTOM BALUSTERS  
CONTACT US FOR A QUOTE.

### RAIL KITS / STAIR RAIL KITS

Part No. HRK 202

Part No. HRKS 202

\*\*Customer must specify rise and run of stairs.  
1 KIT PER TOP & BOTTOM RAIL SECTION  
See Page #28

### HBAL 109



Part No.	Width	Height
HBAL 109-19	3-3/4"	19"
HBAL 109-22	3-3/4"	22"
HBAL 109-24	3-3/4"	24-1/2"
HBAL 109-26	3-3/4"	26"
HBAL 109-30	3-3/4"	30"

Spacing on Center - 6"

### HBAL 113



Part No.	Width	Height
HBAL 113-24	3-5/8"	24"
HBAL 113-26	3-5/8"	26"
HBAL 113-30	3-5/8"	30"


Spacing on Center - 6"



# HAAS


B  
A  
L  
U  
S  
T  
R  
A  
D  
E

## 5-1/2" Balustrade System Continued




HBAL 144		
Part No.	Width	Height
HBAL 144-23	3-3/4"	23"

Spacing on Center - 6"



HBAL 145		
Part No.	Width	Height
HBAL 145-28	3-7/8"	28"


Spacing on Center - 5-7/8"



HBAL 186		
Part No.	Width	Height
HBAL 186-22	3-1/4"	22-5/8"

\*Available with V-notch in top & bottom to fit pitched rail.

Spacing on Center - 5-5/8"




HBAL 194		
Part No.	Width	Height
HBAL 194-31	3-1/2"	31"


Spacing on Center - 5-3/8"

RAIL SUPPORT BLOCK				
Part No.	Height	Width	Length	
HSB 900	4"	3-1/2"	5-1/2"	

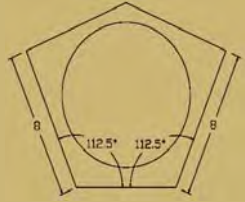

Fits all rail sizes.







PLAIN NEWEL POSTS		
Part No.	Width	Height
HNP 300-8	8"	48"
HNP 300-9	9"	48"







5-SIDED PLAIN NEWEL POSTS			
Part No.	Measurements	Height	
HAPNP 310-8	8" - 5 sided	48"	

RAISED PANEL NEWEL POST			
	In-Line	Corner	End
			
	HPNP 301-8	HCNP 302-8	HSNP 303-8
	Width 8"	X	Height 48"
	HPNP 301-9	HCNP 302-9	HSNP 303-9
	Width 9"	X	Height 48"



RECESSED FLAT PANEL NEWEL POSTS			
	In-Line	Corner	End
			
	HPNP 307-8	HCNP 308-8	HSNP 309-8
	Width 8"	X	Height 48"



# HAAS

## 5-1/2" Balustrade System Continued

NEWEL CAPS			
	Part No.	Width	Height
	HNC 300-8	8-1/2"	1-1/2"
		9-3/4"	??"
	HFNC 301-8	8-3/4"	2-3/4"
	HFNC 301-9	9-5/8"	2-1/4"
	HPNC 302-8	8-3/4"	2-1/4"
	HPNC 302-9	9-1/2"	3"
	HPNC 302-1-9	10"	1-3/4"
	HPNC 302-1-11	11-1/4"	1-1/2"
Plain 5-sided Newel Cap			
	HANC 310-8		
BALL TOPS			
	Part No.	Base Dia	Height
	HBALL 600-5	5"	6-1/2"
	HBALL 600-6	6"	8"
	HBALL 600-7	7"	8-3/4"
TRIM COLLARS			
	HTC-8	10-1/2"	2-1/8"
	HTC-9	11-1/2"	2-1/8"


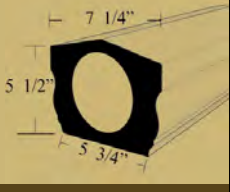


NEWEL KITS	
Part No.	
HNPCK 300-8	
HNPCK 300-9	
Specify Concrete or Wood C = Concrete W = Wood Ex. <b>HNPCK 300-6-C</b>	
STAINLESS STEEL KITS AVAILABLE FOR COASTAL APPLICATIONS	
See pages 23 - 27 for installation instructions.	

RAIL KITS / STAIR RAIL KITS
Part No. HRK 204 / HRKS 204
**Customer must specify rise and run of stairs. 1 KIT PER TOP & BOTTOM RAIL SECTION See Page 28

**\*Contact us for CAD drawings.**

## 7-1/4" Balustrade System

### HTR 206 / HBR 207

HTR 206 - 8', 10', 12'			HBR 207 - 8', 10', 12'		
Top Rail			Bottom Rail		
					
Top Width	Bottom Width	Height	Top Width	Bottom Width	Height
7-1/4"	5-3/4"	5-1/2"	5-3/4"	7-1/4"	5-1/2"

RADIUS RAILS AVAILABLE - CALL FOR QUOTE


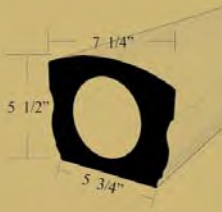


URETHANE ADHESIVE



# HAAS


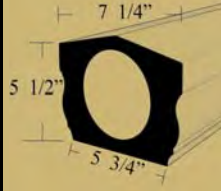
## 7-1/4" Balustrade System Continued

### HTR 214 / HBR 215

HTR 214 - 8', 10', 12'			Top Rail	HBR 215 - 8', 10', 12'			Bottom Rail
							
Top Width	Bottom Width	Height		Top Width	Bottom Width	Height	
7-1/4"	5-3/4"	5-1/2"		5-3/4"	7-1/4"	5-1/2"	

RADIUS RAILS AVAILABLE - CALL FOR QUOTE

### HTRG 206 Goose Neck

HTRG 206 - CALL FOR QUOTE			Top Rail
			
Top Width	Bottom Width	Height	
7-1/4"	5-3/4"	5-1/2"	

\* 4-1/2" Gooseneck drop.

### HBAL 107

Part No.	Width	Height
HBAL 107-28	4"	28"

Spacing on Center - 6-3/8"

### HBAL 118

Part No.	Width	Height
HBAL 118-19	5-1/4"	19"
HBAL 118-22	5-1/4"	22"
HBAL 118-24	5-1/4"	24"
HBAL 118-27	5-1/4"	27"
HBAL 118-35	5-1/4"	35"

Spacing on Center - 6-7/8"

### HBAL 119

Part No.	Width	Height
HBAL 119-16	4-1/2"	16"
HBAL 119-20	4-1/2"	20"
HBAL 119-24	4-1/2"	24"

Spacing on Center - 6-1/4"


### HBAL 120

Part No.	Width	Height
HBAL 120-28	5-1/4"	28"

Spacing on Center - 6-7/8"

Installation instructions  
Page 27-33


URETHANE ADHESIVE






# HAAS

## 7-1/4" Balustrade System Continued




HBAL 121			
Part No.	Width	Height	
HBAL 121-22	5-1/4"	22"	
HBAL 121-24	5-1/4"	24"	
HBAL 121-30	5-1/4"	30"	

Spacing on Center - 6-3/4"




HBAL 128			
Part No.	Width	Height	
HBAL 128-16	4-1/4"	16"	

Spacing on Center - 6-1/4"



HBAL 130			
Part No.	Width	Height	
HBAL 130-33	4-1/2"	33"	

Spacing on Center - 6-1/2"




HBAL 132			
Part No.	Width	Height	
HBAL 132-26	5-1/8"	26"	

Spacing on Center - 6-1/4"




Gooseneck Rails Available




HBAL 135			
Part No.	Width	Height	
HBAL 135-25	5-1/2"	25-3/8"	

Spacing on Center - 7"



HBAL 148			
Part No.	Width	Height	
HBAL 148-24	5-3/4"	24"	

Spacing on Center - 8"



HBAL 151			
Part No.	Width	Height	
HBAL 151-28	5-1/2"	27-3/4"	

Spacing on Center - 8-1/4"

### CUSTOM

HISTORIC RESTORATION or NEW DESIGN

Fax us your drawing or email us at  
[haasmillwork@haasmillwork.com](mailto:haasmillwork@haasmillwork.com)



# HAAS

## 7-1/4" Balustrade System Continued



**HBAL 152**

Part No.	Width	Height
HBAL 152-28	5-1/2"	28"

Spacing on Center - 8-1/4"

**HBAL 163**

Part No.	Width	Height
HBAL 163-28	5"	28"

Spacing on Center - 5-7/8"

**HBAL 181**

Part No.	Width	Height
HBAL 181-24	4-1/2"	24"
HBAL 181-28	4-1/2"	28"

Spacing on Center - 6"

**HBAL 187**

Part No.	Width	Height
HBAL 187-22	4-1/2"	22"
HBAL 187-27	4-1/2"	27"

Spacing on Center - 6-1/4"

**HBAL 196**

Part No.	Width	Height
HBAL 196-30	4-1/4"	30-1/8"

Spacing on Center - 6-1/2"

**HBAL 5028**


Part No.	Width	Height
HBAL 5028-22	4"	22"
HBAL 5028-26	4"	26"

Spacing on Center - 5-1/2"

**PLAIN NEWEL POSTS**

Part No.	Width	Height
HNP 300-8	8"	48"
HNP 300-9	9"	48"
HNP 300-10	10"	48"

B  
A  
L  
U  
S  
T  
R  
A  
D  
E

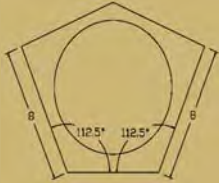


# HAAS

## 7-1/4" Balustrade System Continued

**5-SIDED PLAIN NEWEL POSTS**

Part No.	Measurements	Height
HAPNP 310-8	8" - 5 sided 45 degree angle	48"



**PANEL NEWEL POST**

In-Line	Corner	End
HPNP 301-8	HCNP 302-8	HSNP 303-8
HPNP 301-9	HCNP 302-9	HSNP 303-9
HPNP 301-10	HCNP 302-10	HSNP 303-10


**FLAT PANEL NEWEL POSTS**

In-Line	Corner	End
HPNP 307-8	HCNP 308-8	HSNP 309-8

*Width 8" X Height 48"*

**CORNER PROFILE NEWEL POSTS**

Part No.	Width	Height
HNP 304-10	10"	48"




**NEWEL KITS**

Part No.
HNPk 300-8
HNPk 300-9
HNPk 300-10

Specify Concrete or Wood  
C = Concrete  
W = Wood  
Ex. **HNPk 300-12-C**

STAINLESS STEEL KITS AVAILABLE FOR COASTAL APPLICATIONS


See pages 27 - 33 for installation Instructions



**RAIL SUPPORT BLOCK**

Part No.	Height	Width	Length
HSB 900	4"	3-1/2"	5-1/2"

Fits all rail sizes.



**RAIL KITS / STAIR RAIL KITS**

Part No. HRK 206 / HRK 214  
Part No. HRKS 206 / HRK 214

\*\*Customer must specify rise and run of stairs.  
1 KIT PER TOP & BOTTOM RAIL SECTION  
See Page 28

**\*Contact us for CAD drawings.**

**CUSTOM**

HISTORIC RESTORATION or NEW DESIGN

Fax us your drawing or email us at  
haasmillwork@haasmillwork.com

URETHANE ADHESIVE



# HAAS

B  
A  
L  
U  
S  
T  
R  
A  
D  
E

## 7-1/4" Balustrade System Continued



NEWEL CAPS			
	Part No.	Width	Height
	HNC 300-8	8-1/2"	1-1/2"
	HNC 300-9	9-3/4"	1-1/2"
	HNC 300-10	11"	1-1/2"
	HFNC 301-8	8-3/4"	2-3/4"
	HFNC 301-9	9-5/8"	2-1/4"
	HFNC 301-10	10-1/4"	2-3/4"
	HPNC 302-8	8-3/4"	2-1/4"
	HPNC 302-9	9-1/2"	3"
	HPNC 302-10	10-3/8"	2-1/2"
	HPNC 302-1-9	10"	1-3/4"
	HPNC 302-1-11	11-1/4"	1-1/2"
	HANC 310-8	*5-sided Newel Cap 45 degree angle	

BALL TOPS			
	Part No.	Base Dia	Height
	HBALL 600-6	6"	8"
	HBALL 600-7	6"	8-3/4"
	HBALL 600-8	8"	9-1/2"
	HBALL 600-9	9"	11-1/4"
TRIM COLLARS			
	HTC-8	10-1/2"	2-1/8"
	HTC-9	11-1/2"	2-1/8"
	HTC-10	12-1/2"	2-1/8"

**Installation instructions  
Pages 27-33  
CAD drawings available.**

## 12" Balustrade System

HTR 208 / HBR 209					
HTR 208 - 8', 10', 12'		Top Rail	HBR 209 - 8', 10', 12'		Bottom Rail
Top Width	Bottom Width	Height	Top Width	Bottom Width	Height
12"	9"	6"	9"	12"	6"

RADIUS RAILS AVAILABLE - CALL US FOR QUOTE


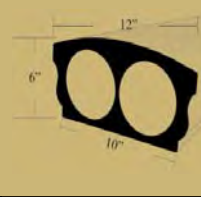


# HAAS

## 12" Balustrade System

**HTR 216**


HTR 216 - 8', 10', 12' Top Rail

Top Width	Bottom Width	Height
12"	10"	6"




**HBAL 121**



Part No.	Width	Height
HBAL 121-22	5-1/4"	22"
HBAL 121-24	5-1/4"	24-1/2"
HBAL 121-30	5-1/4"	30-1/2"

Spacing on Center - 6-3/4"


**HBAL 134**



Part No.	Width	Height
HBAL 134-26	4-3/4"	26"

Spacing on Center - 7-1/8"


**HBAL 124**



Part No.	Width	Height
HBAL 124-28	7-1/2"	28"
HBAL 124-35	7-1/2"	35"

Spacing on Center - 7-7/8"

**HBAL 135**



Part No.	Width	Height
HBAL 135-25	5-1/2"	25-3/8"


Spacing on Center - 7"

**CUSTOM**

HISTORIC RESTORATION or NEW DESIGN

Let us quote your custom rail or baluster.  
 Fax us your drawing or email us at  
[haasmillwork@haasmillwork.com](mailto:haasmillwork@haasmillwork.com).

**HBAL 146**



Part No.	Width	Height
HBAL 146-38	7"	38"


Spacing on Center - 7-3/8"



# HAAS


B  
A  
L  
U  
S  
T  
R  
A  
D  
E

## 12" Balustrade System Continued


HBAL 148		
Part No.	Width	Height
HBAL 148-24	5-3/4"	24"

Spacing on Center - 8"




HBAL 152		
Part No.	Width	Height
HBAL 152-28	5-1/2"	28"

Spacing on Center - 8-1/4"




HBAL 162		
Part No.	Width	Height
HBAL 162-20	6-1/2"	19-1/2"

Does not meet code.




HBAL 183		
Part No.	Width	Height
HBAL 183-26	5-1/8"	26-1/2"

Spacing on Center - 6-3/8"



HBAL 184		
Part No.	Width	Height
HBAL 184-22	7-1/2"	22-1/2"

Top width 6-1/2"  
Does Not Meet Code.



HBAL 200		
Part No.	Width	Height
HBAL 200-36	7-1/2"	36"

Does not meet code.

RAIL KITS / STAIR RAIL KITS

Part No. HRK 208 / HRK 216
Part No. HRKS 208 / HRK 216

\*\*Customer must specify rise and run of stairs.  
1 KIT PER TOP & BOTTOM RAIL SECTION  
See Page 28

**Installation instructions  
Page 27-33**

**\*Contact us for CAD drawings.**



# HAAS

## 12" Balustrade System

B  
A  
L  
U  
S  
T  
R  
A  
D  
E

### PLAIN NEWEL POSTS



Part No.	Width	Height
HNP 300-12	12-3/4"	48"

### RAISED PANEL NEWEL POST



In-Line	Corner	End
HPNP 301-12	HCNP 302-12	HSNP 303-12
Width 12-3/4"	X	Height 48"

### RECESSED FLAT PANEL NEWEL POSTS



In-Line	Corner	End
HPNP 307-12	HCNP 305-12	HSNP 306-12
Width 12-3/4"	X	Height 48"

### RAIL SUPPORT BLOCK



Part No.	Height	Width	Length
HSB 900	4"	3-1/2"	5-1/2"

Fits all rail sizes.

### NEWEL CAPS




Part No.	Width	Height
HNC 300-12	13-3/4"	1-1/2"
HFNC 301-12	13-5/8"	3"
HPNC 302-12	12-3/4"	3"
HPNC 302-1-12	12-1/2"	1-1/2"

### BALL TOP



Part No.	Base Dia	Height
HBALL 600-9	9"	11-1/4"
HBALL 601-10	10"	13-1/4"
HBALL 600-12	12"	16"

### TRIM COLLARS



HTC-12	15-1/4"	2-1/8"
--------	---------	--------

### NEWEL KITS

Part No. HNP 300-12

Specify Concrete or Wood  
C = Concrete  
W = Wood  
Ex. **HNP 300-6-C**

STAINLESS STEEL  
KITS AVAILABLE  
FOR COASTAL  
APPLICATIONS



# HAAS

## 7-1/4" & 12" Over the Rail Newel Systems



**Rail Cap Applique**  
\*Coped to fit side of rail.



\*Designed for 36" Rail Height

**AVAILABLE FOR**

- HTR 206
- HTR 214
- HTR 214
- HTR 216

Call us to review your application.

### OVER NEWEL POST

#### OVER NEWEL FLAT PANEL NEWEL POST



In-Line	Corner	End
HFPNP 304-8	HCFPNP 305-8	HSFPNP 306-8
HFPNP 304-12	HCFPNP 305-12	HSFPNP 306-12

\*Plain Newel Post will work with Over the Newel System.

### OVER THE NEWEL KITS

<i>Part No.</i>	HNPCK 304-8
	HNPCK 304-12

Specify Concrete or Wood  
C = Concrete  
W = Wood  
Ex. HNPCK 300-6-C

STAINLESS STEEL  
KITS AVAILABLE  
FOR COASTAL  
APPLICATIONS



\*For complete installation instructions.  
Pages 27-33

### RAIL CAP APPLIQUES

#### NEWEL APPLIQUES TO FIT TOP RAILS


	<i>Part No.</i>	
	HFNCH 206-8	Fit 8" Newel
	HFNCH 208-12	Fit 12" Newel
	HFNCH 214-8	Fit 8" Newel
	HFNCH 216-12	Fit 12" Newel

\*Order 2pc for In-Line Newel,  
4pc for Corner Newel.

\*Comes coped to fit side of rail.



B  
A  
L  
U  
S  
T  
R  
A  
D  
E


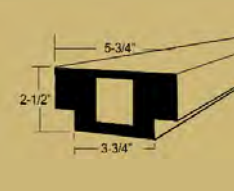

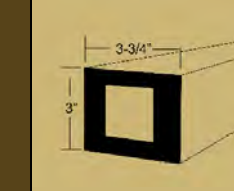





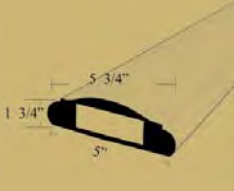

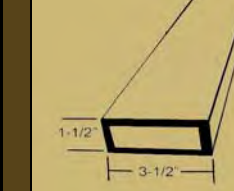
# HAAS

## MISCELLANEOUS RAILS

### HTR 182 / HBR 183


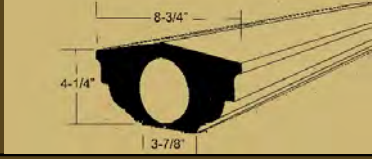
HTR 182 - 8', 10', 12'		Top Rail	HBR 183 - 8', 10', 12'		Bottom Rail
					
Top Width	Bottom Width	Height	Width	Height	
5-3/4"	3-3/4"	2-1/2"	3-3/4"	3"	

### HTR 212 / HBR 213

HTR 212 - 8', 10', 12'		Top Rail	HBR 213 - 8', 10', 12'		Bottom Rail
					
Width	Bottom Width	Height	Width	Height	
5-3/4"	5"	1-3/4"	3-1/2"	1-1/2"	

### HTR 220

HTR 220 - 8'

	
Top Width	8-3/4"
Height	4-1/4"
Bottom Width	3-7/8"



**\*Contact us for CAD drawings.**

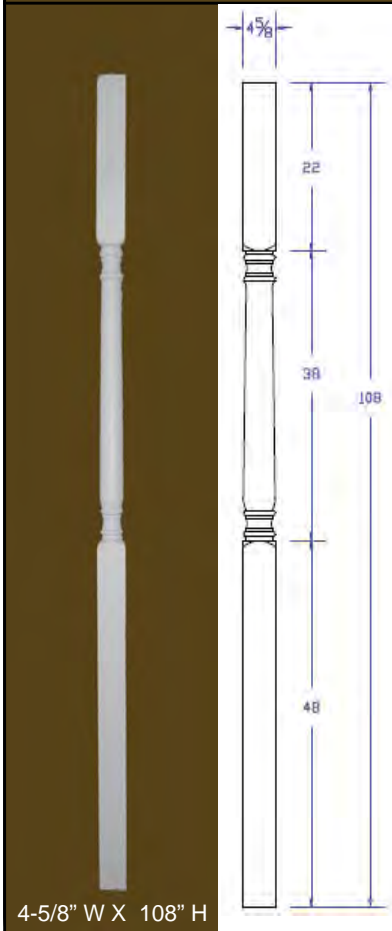


# HAAS

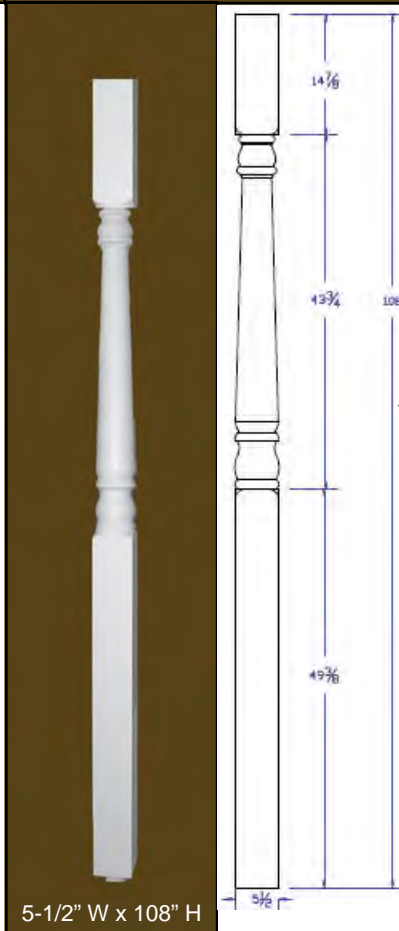
## PORCH POSTS

For other styles & sizes please call us.

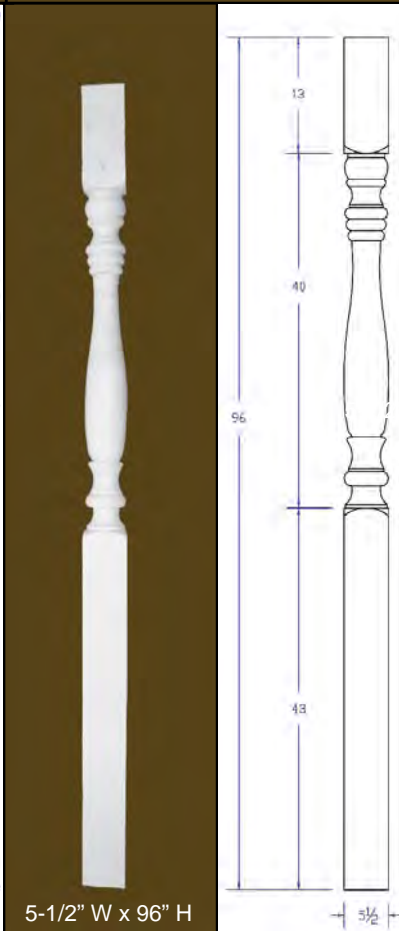
HTPP 440-9



HTPP 3051-9



HTPP 3058-8




**\*Contact us for CAD drawings.**

### CUSTOM

HISTORIC RESTORATION or NEW DESIGN

Fax us your drawing or email us at  
haasmillwork@haasmillwork.com

URETHANE ADHESIVE



# HAAS

## BALUSTRADE SYSTEM - Installation Instructions

HAAS ARCHITECTURAL MILLWORK, INC.

### BALUSTRADE/RAILING SYSTEM INSTALLATION INSTRUCTIONS

\*Haas Architectural Millwork, Inc is a manufacturer of quality molded urethane. Our product is designed to withstand moisture, insects, and the outside elements. Our millwork has a painted finish that is chemically bonded during the molding process. This base coat will not peel or crack. An additional primer is applied prior to shipping. We do recommend top-coat painting mouldings with an exterior paint.

- Most states use the **4" BALL RULE** to meet building code regulations. This rule is that a 4" ball cannot pass through the widest opening between balusters.



- Structural integrity is the responsibility of the installer.
- Custom items cannot be returned or cancelled once the production has already begun.
- All products that have been approved by Haas Architectural Millwork, Inc. for return must be shipped prepaid and a 20% **restocking fee** will be assessed. Parts that have been installed, painted, or modified in any way may not be returned.
- Proper **safety procedures** are to be used when installing, sanding, or sawing our product, such as wearing safety glasses and a dust mask. Urethane dust can be irritating and should not be inhaled.
- Using Haas Architectural Millwork, Inc. products does not contribute to depleting our valuable forests.
- Haas Architectural Millwork, Inc. products should be stored in the temperature conditions in which they will be installed.
- Haas Architectural Millwork, Inc. **warrants** all of its' products against defects in materials and workmanship for a period of **1 year** from the date of purchase, when used and installed under recommended conditions.
- Haas Architectural Millwork, Inc. offers **balusters with extensions** on top and bottom for stair application.



## BALUSTRADE SYSTEM - Installation Instructions

### Newel Post Installation Kit

(Order 1 kit per Newel Post)

Kit Number*	Newel Posts
HNPK 300-4	Fits all 4" newel posts
HNPK 300-6	Fits all 5 1/2" newel posts
HNPK 300-8	Fits all 8" newel posts
HNPK 300-9	Fits all 9" newel posts
HNPK 300-10	Fits all 10" newel posts
HNPK 300-12	Fits all 12" newel posts

\*Note: Newel Kits are available for either wood or concrete applicataion. To specify please add -W for wood or -C for concrete to the end of the kit number. Ex. (HNPK 300-4-W or HNPK 302-8-C)

**MADE IN THE  
USA**

#### Wood Kit

1. One floor flange
2. Four 3/8" x 2" lag bolts
3. One 1/2" x 48" threaded rod
4. One "C" channel
5. One 1/2" flat washer
6. One 1/2" lock washer
7. One 1/2" Nut

#### Concrete Kit

1. One floor flange
2. Four 3/8" x 2 1/4" concrete wedge bolts
3. One 1/2" x 48" threaded rod
4. One "C" channel
5. One 1/2" flat washer
6. One 1/2" lock washer
7. One 1/2" nut

URETHANE ADHESIVE



### Railing Installation Kit

(Order 1 kit per Top & Bottom Rail Section.)

Kit Number	Fits These Rails
HRK 180	HTR 180, HTR 232-HBR 233, HTR 212-HBR 213
HRK 200	HTR 182-HBR 183 HTR 200-HBR 201, HTR 202-HBR 203 HTR 210-HBR 211 HTR 760-HBR 761
HRK 204	HTR 204-HBR 205, HTR 218, HTR 220
HRK 206	HTR 206-HBR 207, HTR 214-HBR 215
HRK 208	HTR 208-HBR 209, HTR 216

#### Railing Kit


1. Two pre-drilled aluminum angle brackets. (Top Rail)
2. Two pre-drilled aluminum angle brackets with 5/16" tapped hole. (Bottom Rail)
3. Eight #14 x 2" self tapping screws.
4. Four 1/2" x 2" Panhead bolts.
4. Two 5/16" x 1 1/2" hex head bolts.

#### STAIR RAIL KITS

Simply add an (S)

HRKS 200

\*Note: Must provide rise & run.



# HAAS

## BALUSTRADE SYSTEM - Installation Instructions

### \*IMPORTANT\*

#### STEP 1

Mark the layout line and center points of each porch post and newel post prior to installation. This is very important to ensure the accurate length for installing the top and bottom rails. Use 12' as the maximum railing length.

#### STEP 2

#### WOOD DECKING INSTALLATION

1. Install blocking under where each newel's floor flange will be located.
2. Locate and center each floor flange and secure using 3/8" lag bolts.
3. Thread the 1/2" x 48" rod into the welded nut on the floor flange and tighten using vise grips.



#### CONCRETE INSTALLATION

1. Mark anchor hole in floor flange. Drill a 3/8" hole 1 1/4" deep into the cured concrete.
2. Insert anchor and using a punch, set the anchor pin.



#### STEP 3

1. Measure and combine the heights of the bottom rail and baluster (Distance X). This is the distance between the bottom of the angle brackets used to fasten railings to posts.
2. Mark the location and height of the bottom rail from the concrete or wood surface (Distance B).
3. Using the measurement of the rail and baluster (Distance X), locate the bottom of the top bracket.
4. Mark the top and bottom bracket on the newel post.
5. Mortise the newel post so that the face of the angle brackets are inset and are flush with the surface of the newel post.
6. Drill holes and secure angle brackets with #14 x 2 self tapping screws.



#### STEP 4

1. Rout the top of the newel post to accept the C-channel.
2. If trim collars are being used, slide them on the bottom before placing the newel post over the floor flange.
3. Put the C-channel in place and secure loosely with the nut and lock washer.



## BALUSTRADE SYSTEM - Installation Instructions


### STEP 5

1. Determine your rail length.
2. Cut top and bottom rail to proper size.
3. Mortise the bottom of each rail to accept the 2 1/2" aluminum angle.
4. Drill a single 5/16" hole in the bottom rail that corresponds with the single 5/16" threaded hole on the bottom 2 1/2" x 2 1/2" aluminum angle.
5. Mark a center line on rails. Mark the position of each baluster then drill a hole to accept the PVC pipe that extends out either end of the baluster. Standard hole saws work well for drilling these holes.
6. Apply a bead of urethane adhesive to the bottom of each baluster and place the balusters in the holes of the bottom rail. Apply a bead of urethane adhesive to the tops of each baluster and set the top rail on the balusters. Clamp together using strap clamps, making sure baluster blocks are square to the bottom and top rail. A straight strip of plywood wedged between the baluster blocks and strap clamps helps to align baluster blocks straight and parallel to the top and bottom rail.
7. Allow the adhesive to set for 12 hours.



### STEP 6

1. Remove the strap clamps from completed railing section.
2. Apply a small bead of urethane adhesive to the aluminum angles that are fastened to the newel posts, and to the ends of each top and bottom rail.
3. Leave the newel posts loose so you can slide the glued up rail section between them without smearing glue on exposed parts of the newel post.
4. Fit the mortises on the undersides of the rail onto the 2 1/2" x 2 1/2" aluminum angle that is mounted to the newel post.
5. Predrill 1/8" holes through the holes in the top aluminum plates into the PVC pipe. Install 2 #14 x 2" pan head self tapping screws.
6. Thread the 5/16" x 1 1/4" bolt through the bottom plate and into the 5/16" hole you drilled in the underside of the bottom rail. (\*Note: This 5/16" threaded bolt does not provide downforce. It is intended to keep the rail from moving laterally. Typical installations do not have enough room between the decking and the underside of the bottom rail for the use of screws.)
7. After securing rail section to newel posts tighten up the nut on the newel post, securing it to the deck.
8. Apply a small bead of urethane adhesive to the top of the newel post and glue the newel cap in place. Small brad nails will keep the cap aligned until the glue sets.

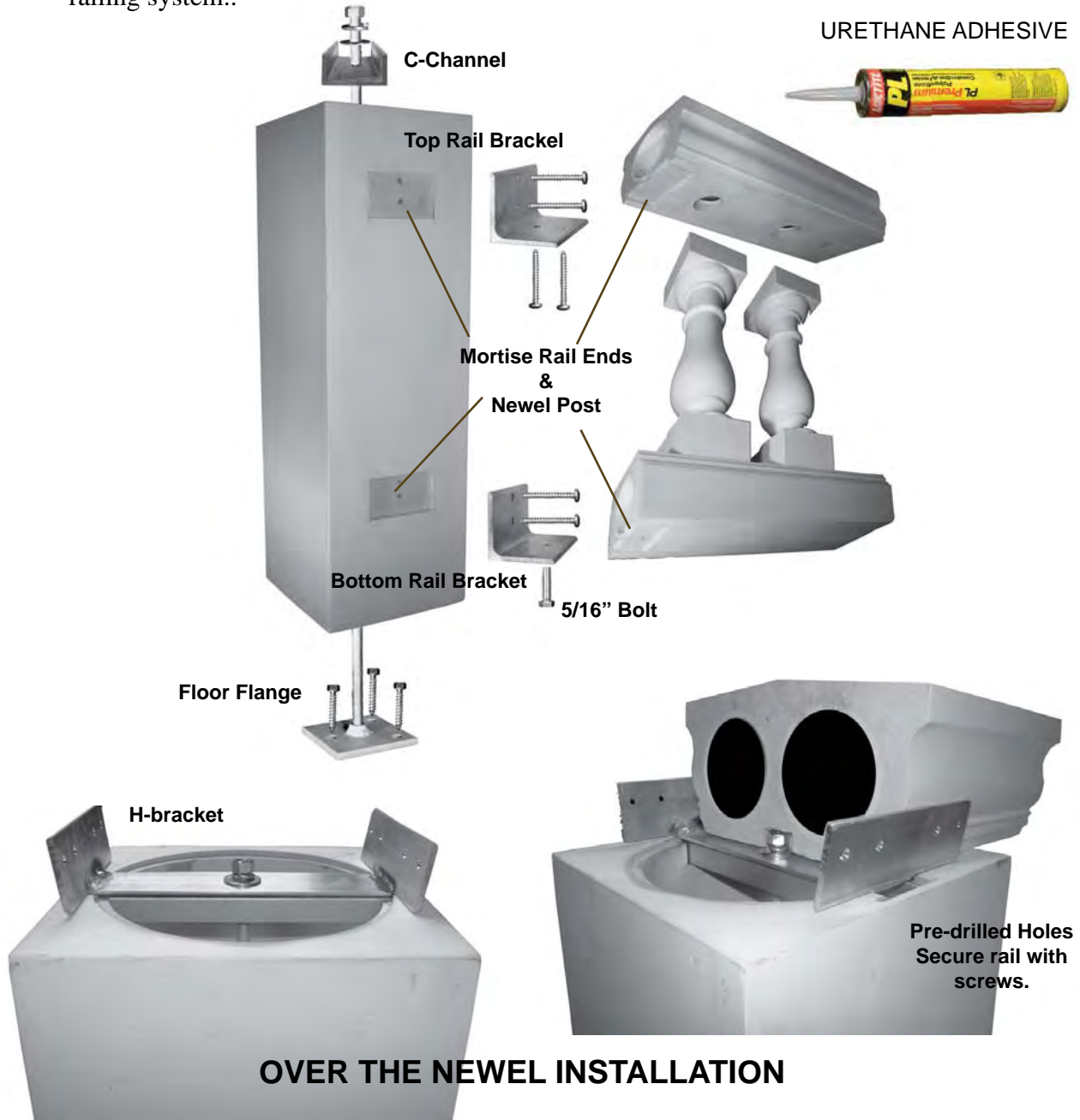


# HAAS

## BALUSTRADE SYSTEM - Installation Instructions

### STEP 7

1. After the glue dries, clean off excess with a sharp putty knife. Caulk any cracks with a good quality latex paintable caulk.
2. Haas Architectural Millwork, Inc. recommends applying a finish coat of latex paint to your railing system..



**MADE IN THE  
USA**



# HAAS

## BALUSTRADE SYSTEM - Installation Instructions

### Over the Newel Post Installation Kit

(Order 1 kit per Newel Post)

#### Wood Kit

1. One floor flange
2. Four 3/8" x 2" lag bolts
3. One 1/2" x 48" threaded rod
4. One "C" channel
5. One 1/2" flat washer
6. One 1/2" lock washer
7. One 1/2" Nut
8. One Top Rail H-Bracket

#### Concrete Kit

1. One floor flange
2. Four 3/8" x 2-1/4" concrete wedge bolts
3. One 1/2" x 48" threaded rod
4. One "C" channel
5. One 1/2" flat washer
6. One 1/2" lock washer
7. One 1/2" nut
8. One Top Rail H-Bracket

Kit Number*	Newel Posts	Fits
HNPk 304-8	In-Line Kit	8" Newel
HCNPK 304-8	Corner Kit	8" Newel
HNPk 304-12	In-Line Kit	12" Newel
HCNPK 204-12	Corner Kit	12" newel

\*Note: Specify -W for wood application  
or -C for concrete application  
Ex. (HNPk 304-8-W or HNPk 304-8-C)

The only change for the OVER THE NEWEL INSTALLATION is the H-bracket is through bolted on top of the C-Channel of the Newel Kit. This also eliminates the need for standard top rail brackets. The top rail is then secured with screws through the pre-drilled hole in the H-Bracket.

### Over the Newel Railing Installation Kit

(Order 1 kit per Rail Section)

Kit Number	Fits These Rails
HRK 206-B	HTR 206, HBR 207, HTR 214, HBR 215
HRK 208-B	HTR 208, HBR 209, HTR 216

\* STAIR APPLICATION - Standard Stair Rail Kit. & Newel Kit. Over the Newel Kits are not made to work on stairs.



\* Comes with Bottom Brackets only.

#### Over the Newel Railing Kit

1. Two pre-drilled aluminum angle brackets with 5/16" tapped hole (Bottom Rail)
2. Eight #14 x 2" self tapping screws
3. Four 1/2" x 2" Panhead bolts
4. Two 5/16" x 1 1/2" hex head bolts


**RAIL KITS**  
Part No. HRK 208 ; HRK 216

---

**STAIR RAIL KITS**  
Part No. HRKS 208 / HRKS 216

---

\*\*Customer must specify rise and run of stairs  
1 KIT PER TOP & BOTTOM RAIL SECTION





# HAAS

## BALUSTRADE SYSTEMS - Order Information & Calculations



### Order Calculation & Information Sheet

#### Calculate Number of Balusters

Divide the rail length between your newel posts by the (S) dimension under each baluster in the catalogue.

S = Spacing on Center

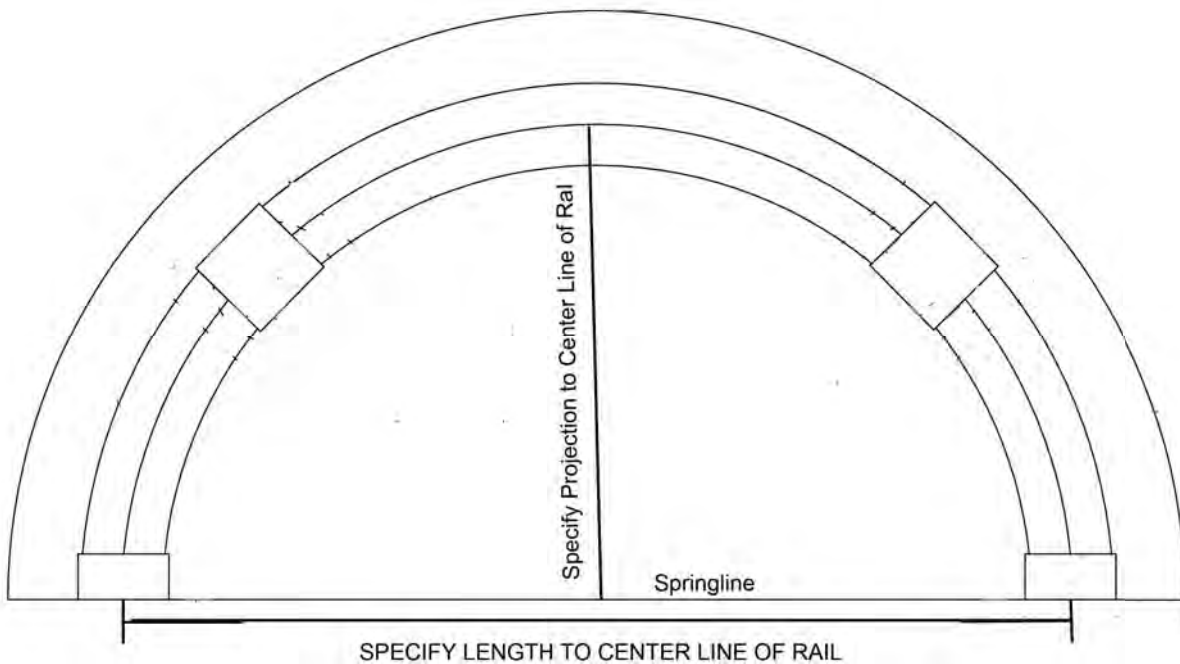
#### Stair Rail Kits - Provide Rise & Run of Steps



#### Radius Rails Information

Provide Radius, or Width & Projection of the Porch or from Springline to center line of rail.

RADIUS \_\_\_\_\_ or ( Width \_\_\_\_\_", Projection \_\_\_\_\_")




SPECIFY LENGTH TO CENTER LINE OF RAIL



## BRACKETS




















BRACKETS & DENTIL BLOCKS

<b>HBKT 100</b>  W 4-7/8" H 8" Proj. 8"		<b>HBKT 101</b>  W 5-3/8" H 20" Proj. 4-7/8"		<b>HBKT 108</b>  W 7-3/4" H 20" Proj. 11"	
<b>HBKT 108-1</b>  W 7-5/8" H 18-1/4" Proj. 6-5/8"		<b>HBKT 111</b>  W 10" H 12" Proj. 7-1/4"		<b>HBKT 112</b>  W 3-1/2" H 30" Proj. 14"	
<b>HBKT 118</b>  W 8-1/8" H 7-5/8" Proj. 18-3/4"		<b>HBKT 121</b>  W 4" H 15-3/4" Proj. 14"		<b>HBKT 126</b>  W 4-1/4" H 23-1/2" Proj. 17 1/2"	
<b>HBKT 133</b>  W 6-5/8" H 16-5/8" Proj. 8-1/8"		<b>HBKT 150-1</b>  W 12" H 12" Proj. 2"		<b>CUSTOM BRACKETS AVAILABLE</b> 	
<b>HBKT 150-1 BIP</b>  W 12" H 12" Proj. 2"		<b>HBKT 154</b>  W 2" H 10-1/4" Proj. 7-1/4"			
<b>HBKT 168</b>  W 2-3/4" H 16" Proj. 9-3/4"		<b>HBKT 178</b>  W 8-1/4" H 15" Proj. 7-7/8"		<b>HBKT 179</b>  W 2-3/4" H 16" Proj. 9-3/4"	
<b>HBKT 181</b>  W 5-1/2" H 13" Proj. 12"		<b>HBKT 220</b>  W 4" H 16" Proj. 8"		<b>HBKT 288 / HBKT 288-1</b>  HBKT 288 / HBKT 288-1 W 2"   2" H 8"   11-7/8" Proj. 8"   8"	



# HAAS

## BRACKETS


HBKT 372		HBKT 400-30			
	W 6-3/4" H 4-3/8" Proj. 6-3/4"		W 3-1/2" H 30-1/4" Proj. 28"		
HBKT 400-30 BIP		HBKT 403-12			
	W 3-1/2" H 30-1/4" Proj. 28"		W 1-1/4" H 12" Proj. 12"		
HBKT 405-6 / HBKT 405-4		HBKT 406-10		HBKT 406-15	
	W 1-1/2" / 1-1/2" H 6" / 4" Proj 5-7/8" / 4-1/8"		W 3" H 10-5/8" Proj. 7-1/2"		W 3-1/2" H 15-3/8" Proj. 11"
HBKT 406-19		HBKT 408-16		HBKT 409-8	
	W 3-1/2" H 19" Proj. 15-1/2"		W 4-1/2" H 16" Proj. 10-1/2"		W 3-1/2" H 8" Proj. 6-1/2"
HBKT 409-10		HBKT 409-10-1		HBKT 409-10-4	
	W 3-1/2" H 10" Proj. 5-1/4"		W 3-1/2" H 10" Proj. 4"		W 4" H 10" Proj. 5-1/4"
HBKT- R 409-10		HBKT 409-24		HBKT 410-1	
	W 3-1/2" H 10" Proj. 5-1/4" <small>*Woodgrain</small>		W 6" H 24" Proj. 10"		W 3-5/8" H 5-1/4" Proj. 13"
HBKT 411-12		HBKT 412-14		HBKT 414-9	
	W 1" H 11-7/8" Proj. 11-7/8"		W 6" H 14" Proj. 8"		W 4" H 9-3/4" Proj. 7"


BRACKETS & DENTIL BLOCKS



## BRACKETS





















BRACKETS & DENTIL BLOCKS

<b>HBKT 414-11</b> 		<b>HBKT 415-18</b> 		<b>HBKT 416</b> 	
W	6"	W	3-3/8"	W	6"
H	11"	H	18"	H	6"
Proj.	7"	Proj.	18"	Proj.	36"
<b>HBKT 417-36</b> 		<b>HBKT 418-36</b> 		<b>HBKT 419-16</b> 	
W	6"	W	6"	W	6"
H	36"	H	36"	H	16-1/4"
Proj.	36"	Proj.	36"	Proj.	11"
<b>HBKT 420-11</b> 		<b>HBKT 421-17</b> 		<b>HBKT 422-11</b> 	
W	6"	W	2"	W	7/8"
H	6-5/8"	H	17-1/4"	H	11-1/2"
Proj.	10-7/8"	Proj.	9-5/8"	Proj.	7-3/4"
<b>HBKT 423</b> 		<b>HBKT 426-24</b> 		<b>HBKT 428-32</b> 	
W	7-1/2"	W	4"	W	3"
H	30"	H	23-7/8"	H	32"
Proj.	14-1/4"	Proj.	18-5/8"	Proj.	20"
<b>HBKT 430</b> 		<b>HBKT 432</b> 		<b>HBKT 434</b> 	
W	3-1/2"	W	4-1/2"	W	4"
H	26-1/2"	H	15-1/2"	H	14"
Proj.	18-1/2"	Proj.	20"	Proj.	18"
<b>HBKT 436-21</b> 		<b>HBKT 438-24</b> 		<b>HBKT 488</b> 	
W	3-1/2"	W	3"	W	3-3/4"
H	21"	H	24"	H	8-1/4"
Proj.	12"	Proj.	20"	Proj.	8"
<b>HBKT 502</b> 		<b>HBKT 521</b> 		<b>HBKT 616</b> 	
W	3-1/2"	W	6"	W	4"
H	8-3/4"	H	10"	H	12"
Proj.	3-1/2"	Proj.	9-3/8"	Proj.	10"




# HAAS

## BRACKETS

<b>HBKT 617</b> 		W 5" H 12" Proj. 5"	<b>HBKT 619</b> 		W 9-1/4" H 11-1/2" Proj. 23-1/2"	<b>HBKT 627</b> 		W 2-3/4" H 22" Proj. 22"
<b>HBKT 628</b> 		W 7" H 10-9/16" Proj. 10-9/16"	<b>HBKT 711</b> 		W 3-1/2" H 11" Proj. 7"	<b>HBKT 719</b> 		W 12" H 7-1.2" Proj. 7"
<b>HBKT 725</b> 		W 3-1/2" H 36" Proj. 42"	<b>HBKT 730</b> 		W 7" H 30" Proj. 10"	<b>HBKT 800</b> 		W 2-1/4" H 5-7/8" Proj. 5-7/16"
<b>HBKT 1011</b> 		W 3" H 11" Proj. 10"	<b>HBKT 1313</b> 		W 3" H 13" Proj. 13"	<b>HBKT 1426</b> 		W 6-1/2" H 25-1/2" Proj. 14-1/2"
<b>HBKT 1410</b> 		W 4" H 10" Proj. 14"	<b>HBKT 1616</b> 		W 2" H 15-7/8" Proj. 15-7/8"			
<b>HBKT 1710</b> 		W 5" H 10" Proj. 17"	<b>HBKT 1810</b> 		W 7-1/4" H 10" Proj. 18"	<b>HBKT 2533</b> 		W 2" H 15-7/8" Proj. 15-7/8"
<b>HBKT 7612</b> 		W 7" H 6" Proj. 12"	<b>HBKT 8166</b> 		W 6-3/16" H 16-5/8" Proj. 8-3/16"	<b>HBKT 10109</b> 		W 9" H 10" Proj. 10"

BRACKETS & DENTIL BLOCS



## BRACKETS

HBKT 42525



W 4"  
H 25"  
Proj. 25"

HBKT 63440



W 5-7/8"  
H 40"  
Proj. 34"

HBKTR 409-10\*



W 3-1/2"  
H 10"  
Proj. 5-1/4"  
\*Rough Bracket

## DENTIL BLOCKS

HDB 114



W 6"  
H 6"  
Proj. 13-1/2"

HDB 114-1



W 7-1/2"  
H 6"  
Proj. 13-1/2"

HDB 122



W 4-1/2"  
H 4-1/2"  
Proj. 36"

HDB 135



W 7-1/4"  
H 4-3/4"  
Proj. 10"  
Available 5/12 Pitch.

HDB 214



W 4-1/2"  
H 9-5/8"  
Proj. 8-1/2"

HDB 410



W 4-3/4"  
H 7-1/4"  
Proj. 10"

HDB 462



W 2-1/2"  
H 3-1/4"  
Proj. 6"

HDB 470-1



W 5-1/8"  
H 3-1/2"  
Proj. 7-3/4"

CUSTOM DENTIL BLOCKS  
CONTACT US FOR A QUOTE.

HDB 470-2



W 5"  
H 4-1/4"  
Proj. 7-3/4"  
Available on pitch.  
Call or fax request.

HDB 470-2-LP10



W 5"  
Proj 7-3/4"  
Pitch 10/12

HDB 470-2-RP10



W 5"  
Proj 7-3/4"  
Pitch 10/12

HDB 471



W 3-1/2"  
H 3-1/2"  
Proj. 3-1/2"

HDB 471-1



W 4"  
H 4"  
Proj. 8"

HDB 472



W 4"  
H 4"  
Proj. 6"  
Available on pitch.  
Call or fax request.

BRACKETS & DENTIL BLOCKS



# HAAS


## DENTIL BLOCKS

<p><b>HDB 472-1</b></p>  <p>W 4" H 4" Proj. 11-3/8"</p>	<p><b>HDB 473</b></p>  <p>W 4-7/8" H 3" Proj. 5-5/8" Available on pitch. Call or fax request.</p>	<p><b>HDB 474</b></p>  <p>W 5-15/16" H 7-1/8" Proj. 9-1/2"</p>
<p><b>HDB 475</b></p>  <p>W 4-7/16" H 4" Proj. 9"</p>	<p><b>HDB 475-1</b></p>  <p>W 4-7/16" H 4" Proj. 16"</p>	<p><b>HDB 476</b></p>  <p>W 4-5/8" H 2-7/8" Proj. 4-1/8"</p>
<p><b>HDB 476-1</b></p>  <p>W 4-5/8" H 2-7/8" Proj. 7-5/16"</p>	<p><b>HDB 477</b></p>  <p>W 3-1/2" H 5-1/8" Proj. 7-3/4"</p>	<p><b>HDB 477-1</b></p>  <p>W 5-7/8" H 5-3/4" Proj. 9-3/4" Available on pitch. Call or fax request.</p>
<p><b>HDB 477-2</b></p>  <p>W 4-1/2" H 5" Proj. 7-3/4" Available on pitch. Call or fax request.</p>	<p><b>HDB 505</b></p>  <p>W 5" H 3-3/8" Proj. 7-3/4"</p>	
<p><b>HDB 506</b></p>  <p>W 3-3/4" H 3-3/4" Proj. 4-3/8"</p>	<p><b>HDB 510</b></p>  <p>W 4-3/4" H 6" Proj. 5"</p>	
<p><b>HDB 513</b></p>  <p>W 4-3/8" H 6-7/8" Proj. 5-3/8"</p>	<p><b>HDB 521</b></p>  <p>W 6" H 10" Proj. 9-3/8"</p>	

**Pitched Dentil Blocks**

Many Dentil Blocks are available on pitch. Specify (L) or (R) and the desired pitch.

Ex. HDB 472LP-7/12 / HDB 472RP-7/12



ALL DENTIL BLOCKS CAN BE COPEd.



## DENTIL BLOCKS



HDB 542



W 8"  
H 4"  
Proj. 16"

HDB 560



W 6"  
H 5"  
Proj. 6"

HDB 668



W 5-1/2"  
H 5-3/8"  
Proj. 8"

HDB 700



W 3-1/2"  
H 4-5/8"  
Proj. 14-5/8"

HDB 800



W 3-3/4"  
H 4-1/2"  
Proj. 8-5/8"  
Available on pitch.  
Call or fax request.

HDB 800-LP-7 / HDB 800-RP-7



W 3-3/4"  
H 4-1/2"  
Proj. 8-5/8"  
7/12 Pitch

HDB 803\*



W 3-3/4"  
H 5"  
Proj. 8"  
\*Coped

HDB 820



W 6-3/8"  
H 5"  
Proj. 7"

HDB 900



W 5"  
H 4"  
Proj. 3-1/2"

HDB 900-1



W 5"  
H 4"  
Proj. 6-1/4"

HDB 900-2




W 5"  
H 5-1/2"  
Proj. 7-1/4"

HDB

### Pitched Dentil Blocks

Many Dentil Blocks are available on pitch.  
Specify (L) or (R) and the desired pitch.

Ex. HDB 472LP-7/12 / HDB 472RP-7/12



\*Coped Dentil Blocks


\*Pitched Dentil Blocks

\*Custom Dentil Blocks

**Call us with your request  
717-246-6290**



B  
R  
A  
C  
K  
E  
T  
S  
&  
D  
E  
N  
T  
I  
L  
B  
L  
O  
C  
K  
S





# HAAS

## RAFTER TAILS

HRAFT 424



W 6"  
H 11"  
Proj. 40"

HRAFT 480



W 5-1/2"  
H 11"  
Proj. 44"

HRAFT 460




W 5"  
H 12"  
Proj. 48"

HRAFT 490



W 3-1/2"  
H 8"  
Proj. 40"

HRAFT 470



W 4"  
H 8"  
Proj. 96"

CUSTOM RAFTER TAILS  
PLEASE CONTACT US.  
717-246-6290

**HAAS Architectural Millwork**  
Proudly Manufactured in the USA.  
We appreciate your business.




B  
R  
A  
C  
K  
E  
T  
S  
&  
D  
E  
N  
T  
I  
L  
B  
L  
O  
C  
K  
S

## ENTRANCE SYSTEM SELECTION GUIDE

ENTRANCE SYSTEMS



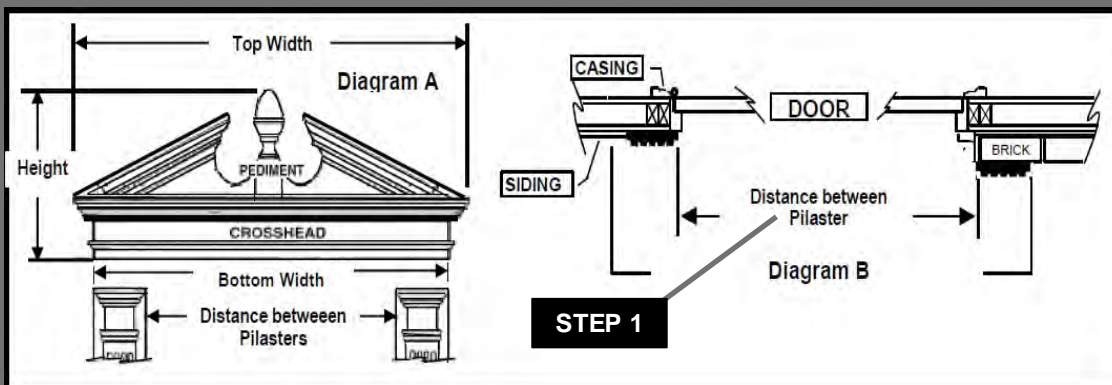
### *Entrance System Gallery*



# HAAS

## ENTRANCE SYSTEM SELECTION GUIDE

1. Determine the distance between the inside edge of your pilasters as they will be installed on the door jamb. (See Diagram A & B)
2. Locate the Crosshead & Crosshead/Pediment Combination Selection Chart . Under the Pilaster Widths heading you will see the different widths pilasters available for your entrance system. Each width column lists defferent door unit dimensions. Locate the dimension that fits or is the closest to the distance between your pilasters. Typically you will go up to the next larger size. This will usually result in the crosshead overhanging the pilasters edge slightly which is not uncommon. Note There may be more than one pilaster width to work with your door system.
3. To select a crosshead and pediment that will work with your chosen pilasters width and door unit dimension, Move to the right across tha page under the Crosshead and Crosshead/Pediment Selection Chart. Note the names correlate to a particular style Crosshead or Crosshead/Pediment Combination as identified at the top of the page.
4. Locate the Pilaster Selection Chart and find the chosen width pilaster required for your application. Select the style you desire and the height needed to fit your application. NOTE: Many doors have a stoop 6" below the bottom of the door and typically the pilasters bottom will stand on the stoop. Pilaster heights can be adjusted by cutting the bottom plinth. Some pilasters are available with a loose plinth. See the Pilaster Selection Chart for details.



Crosshead & Combination Crosshead/Pediment Selection Chart													
200 SERIES Pilaster Widths							SINGLE DOOR						
5"	6"	7"	8"	9"	10"	11"	12"	Description	Part No.	Bottom Width	Top Width	Height	Proj
Distance Between Pilasters													
		<b>STEP 2</b>						Crosshead	HC 50	50"	55-3/4"	9"	4"
								Crosshead w/Key	HCK 50			9"	
								Acorn Combo	HAC 50			23"	
								Peak Combo	HPC 50			23"	
								Plain Segment Combo	HPC 50			23"	
								Rams Head Combo	HRHC 50			29"	
								Segment Sunburst Combo	HPSC 50			23"	
40"	38"	36"	34"	32"	30"	28"	26"	<b>STEP 3</b>					



## 3" ENTRANCE SYSTEM

ENTRANCE SYSTEMS



### Crosshead & Combination Crosshead/Pediment Selection Chart

100 SERIES PILASTER WIDTHS						SINGLE DOOR					
3-3/4"	4-1/2"	5-1/4"	6-3/4"	7-1/2"	9"	Description	Part No.	Bottom Width	Top Width	Height	Proj
Distance Between Pilasters											
40"	38-1/2"	37"	34"	32-1/2"	29-1/2"	Crosshead	HCP 47-1/2	47-1/2"	53-1/4"	6"	3"
						Crosshead w/Key	HCPK 47-1/2			9"	
						Acorn Combo	HACP 47-1/2			20-3/4"	
						Peak Combination	HPCP 47-1/2			19 5/8"	
						Plain Segment Combo	HPSCP 47-1/2			19-7/8"	
						Rams Head Combo	HRHCP 47-1/2			25"	
						Segment Sunburst Combo	HSCP 47-1/2			19-7/8"	
44-1/4"	42-3/4"	44-1/2"	38-1/4"	36-3/4"	33-3/4"	Crosshead	HCP 51-3/4	51-3/4"	56-1/4"	6"	3"
						Crosshead w/Key	HCPK 51-3/4			9"	
						Acorn Combo	HACP 51-3/4			21-1/2"	
						Peak Combination	HPCP 51-3/4			19 5/8"	
						Plain Segment Combo	HPSCP 51-3/4			19-7/8"	
						Rams Head Combo	HRHCP 51-3/4			25"	
						Segment Sunburst Combo	HSCP 51-3/4			19-7/8"	
<b>SINGLE DOOR &amp; SINGLE DOOR W/ SIDELITES</b>											
47-1/2"	46"	44-1/2"	41-1/2"	40"	37"	Crosshead	HCP 55	55"	59"	6"	3"
						Crosshead w/Key	HCPK 55			9"	
						Acorn Combo	HACP 55			21-1/4"	
						Peak Combination	HPCP 55			23-1/4"	
						Plain Segment Combo	HPSCP 55			22-5/8"	
						Rams Head Combo	HRHCP 55			25-3/4"	
						Segment Sunburst Combo	HSCP 55			22-5/8"	
59"	57-1/2"	56"	53"	51-1/2"	48-1/2"	Crosshead	HCP 66-1/2	66-1/2"	70-1/2"	6"	3"
						Crosshead w/Key	HCPK 66-1/2			9"	
						Acorn Combo	HACP 66-1/2			24-7/8"	
						Peak Combination	HPCP 66-1/2			22-1/8"	
						Plain Segment Combo	HPSCP 66-1/2			22-1/4"	
						Rams Head Combo	HRHCP 66-1/2			28-1/2"	
						Segment Sunburst Combo	HSCP 66-1/2			22-1/4"	



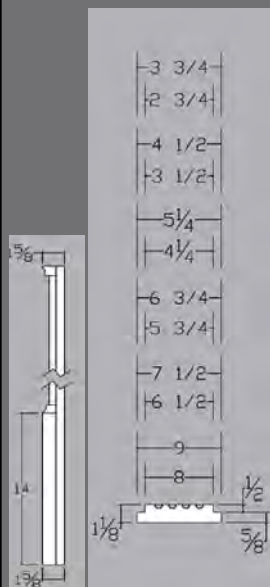
# HAAS

## 3" ENTRANCE SYSTEMS

ENTRANCE SYSTEMS

Crosshead & Combination Crosshead/Pediment Selection Chart											
PILASTER WIDTHS						SINGLE DOOR w/ SIDELITES & DOUBLE DOORS					
3-3/4"	4-1/2"	5-1/4"	6-3/4"	7-1/2"	9"	Description	Part No.	Bottom Width	Top Width	Height	Proj
Distance Between Pilasters											
68"	66-1/2"	65"	62"	60-1/2"	57-1/2"	Crosshead	HCP 75-1/2	75-1/2"	79-1/2"	6"	3"
						Crosshead w/Key	HCPK 75-1/2			9"	
						Acorn Combo	HACP 75-1/2			24-1/4"	
						Peak Combination	HPCP 75-1/2			25-1/8"	
						Plain Segment Combo	HPSCP 75-1/2			23-1/4"	
						Rams Head Combo	HRHCP 75-1/2			28-1/2"	
						Segment Sunburst Combo	HSCP 75-1/2			23-1/4"	
71-3/4"	70-1/4"	68-3/4"	65-3/4"	64-1/4"	61-1/4"	Crosshead	HCP 79-1/4	79-1/4"	83-1/4"	6"	3"
						Crosshead w/Key	HCPK 79-1/4			9"	
						Acorn Combo	HACP 79-1/4			24"	
						Peak Combination	HPCP 79-1/4			19 5/8"	
						Plain Segment Combo	HPSCP 79-1/4			24-1/4"	
						Rams Head Combo	HRHCP 79-1/4			28-5/8"	
						Segment Sunburst Combo	HSCP 79-1/4			24-1/4"	
75-3/4"	74-1/4"	72-3/4"	69-3/4"	68-1/4"	65-1/4"	Crosshead	HCP 83-1/4	83-1/4"	87-1/4"	6"	3"
						Crosshead w/Key	HCPK 83-1/4			9"	
						Acorn Combo	HACP 83-1/4			26"	
						Peak Combination	HPCP 83-1/4			25-5/8"	
						Plain Segment Combo	HPSCP 83-1/4			25-1/4"	
						Rams Head Combo	HRHCP 83-1/4			28-5/8"	
						Segment Sunburst Combo	HSCP 83-1/4			25-1/4"	

FLUTED / PANEL / PLAIN




\* Comes with Loose Plinth

### 100 SERIES PILASTER SELECTION CHART

Fluted	Panel	Plain	Width	Height	Proj
HPIL 160-3-90		HPIL 162-3-90	3-3/4"	90"	1-5/8"
HPIL 160-3-120*		HPIL 162-3-120*	3-3/4"	120"	
HPIL 160-3-144*		HPIL 162-3-144*	3-3/4"	144"	
HPIL 160-4-90		HPIL 162-4-90	4-1/2"	90"	
HPIL 160-4-120*		HPIL 162-4-120*	4-1/2"	120"	
HPIL 160-4-144*		HPIL 162-4-144*	4-1/2"	144"	
HPIL 160-5-90	HPIL 161-5-90	HPIL 162-5-90	5-1/4"	90"	
HPIL 160-5-120*	HPIL 161-5-120	HPIL 162-5-120*	5-1/4"	120"	
HPIL 160-5-144*	HPIL 161-5-144	HPIL 162-5-144*	5-1/4"	144"	
HPIL 160-6-90	HPIL 161-6-90	HPIL 162-6-90	6-3/4"	90"	
HPIL 160-6-120*	HPIL 161-6-120	HPIL 162-6-120*	6-3/4"	120"	
HPIL 160-6-144*	HPIL 161-6-144	HPIL 162-6-144*	6-3/4"	144"	
HPIL 160-7-90	HPIL 161-7-90	HPIL 162-7-90	7-1/2"	90"	
HPIL 160-7-120*	HPIL 161-7-120	HPIL 162-7-120*	7-1/2"	120"	
HPIL 160-7-144*	HPIL 161-7-144	HPIL 162-7-144*	7-1/2"	144"	
HPIL 160-9-90		HPIL 162-9-90	9"	90"	
HPIL 160-9-120*		HPIL 162-9-120*	9"	120"	
HPIL 160-9-144*		HPIL 162-9-144*	9"	144"	




## 4" ENTRANCE SYSTEMS



ENTRANCE SYSTEMS

**Crosshead & Combination Crosshead/Pediment Selection Chart**

200 SERIES Pilaster Widths								SINGLE DOOR					
5"	6"	7"	8"	9"	10"	11"	12"	Description	Part No.	Bottom Width	Top Width	Height	Proj
Distance Between Pilasters													
40"	38"	36"	34"	32"	30"	28"	26"	Crosshead	HC 50	50"	55-3/4"	9"	4"
								Crosshead w/Key	HCK 50			11"	
								Acorn Combo	HAC 50			23"	
								Peak Combo	HPC 50			23"	
								Plain Segment Combo	HPSC 50			23"	
								Rams Head Combo	HRHC 50			29"	
								Segment Sunburst Combo	HSC 50			23"	
44"	42"	40"	38"	36"	34"	32"	30"	Crosshead	HC 54	54"	59-3/4"	9"	4"
								Crosshead w/Key	HCK 54			11"	
								Acorn Combo	HAC 54			24"	
								Peak Combo	HPC 54			24"	
								Plain Segment Combo	HPSC 54			24"	
								Rams Head Combo	HRHC 54			30"	
								Segment Sunburst Combo	HSC 54			24"	
<b>SINGLE DOOR &amp; SINGLE DOOR W/SIDELITE</b>													
50"	48"	46"	44"	42"	40"	38"	36"	Crosshead	HC 60	60"	65-3/4"	9"	4"
								Crosshead w/Key	HCK 60			11"	
								Acorn Combo	HAC 60			25-1/2"	
								Peak Combo	HPC 60			25-1/2"	
								Plain Segment Combo	HPSC 60			25-1/2"	
								Rams Head Combo	HRHC 60			31-1/2"	
								Segment Sunburst Combo	HSC 60			25-1/2"	
56"	54"	52"	50"	48"	46"	44"	42"	Crosshead	HC 66	66"	71-3/4"	9"	4"
								Crosshead w/Key	HCK 66			11"	
								Acorn Combo	HAC 66			27"	
								Peak Combo	HPC 66			27"	
								Plain Segment Combo	HPSC 66			27"	
								Rams Head Combo	HRHC 66			33"	
								Segment Sunburst Combo	HSC 66			27"	
68"	66"	64"	62"	60"	58"	56"	54"	Crosshead	HC 78	78"	83-3/4"	9"	4"
								Crosshead w/Key	HCK 78			11"	
								Acorn Combo	HAC 78			30"	
								Peak Combo	HPC 78			30"	
								Plain Segment Combo	HPSC 78			30"	
								Rams Head Combo	HRHC 78			36"	
								Segment Sunburst Combo	HSC 78			30"	



# HAAS

## 4" ENTRANCE SYSTEMS

### Crosshead & Combination Crosshead/Pediment Selection Chart

200 SERIES Pilaster Widths								SINGLE DOOR w/ SIDELITES & DOUBLE DOORS					
5"	6"	7"	8"	9"	10"	11"	12"	Description	Part No.	Bottom Width	Top Width	Height	Proj
Distance Between Pilasters													
72"	70"	68"	66"	64"	62"	60"	58"	Crosshead	HC 82	82"	87-3/4"	9"	4"
								Crosshead w/Key	HCK 82			11"	
								Acorn Combo	HAC 82			31"	
								Peak Combo	HPC 82			31"	
								Plain Segment Combo	HPSC 82			31"	
								Rams Head Combo	HRHC 82			37"	
								Segment Sunburst Combo	HSC 82			31"	
76"	74"	72"	70"	68"	66"	64"	62"	Crosshead	HC 86	86"	91-3/4"	9"	4"
								Crosshead w/Key	HCK 86			11"	
								Acorn Combo	HAC 86			32"	
								Peak Combo	HPC 86			32"	
								Plain Segment Combo	HPSC 86			32"	
								Rams Head Combo	HRHC 86			38"	
								Segment Sunburst Combo	HSC 86			32"	
84"	82"	80"	78"	76"	74"	72"	70"	Crosshead	HC 94	94"	99-3/4"	9"	4"
								Crosshead w/Key	HCK 94			11"	
								Acorn Combo	HAC 94			34"	
								Peak Combo	HPC 94			34"	
								Plain Segment Combo	HPSC 94			34"	
								Rams Head Combo	HRHC 94			40"	
								Segment Sunburst Combo	HSC 94			34"	

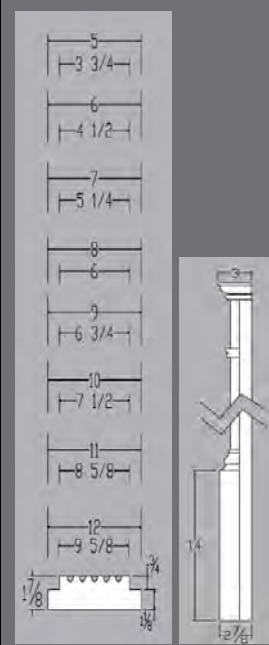
### 200 SERIES PILASTER SELECTION CHART

Fluted	Panel	Plain	Width	Height	Proj
HPIL 260-5-90		HPIL 262-5-90	5"	90"	3"
HPIL 260-5-120*		HPIL 262-5-120*	5"	120"	
HPIL 260-6-90		HPIL 262-6-90	6"	90"	
HPIL 260-6-120*		HPIL 262-6-120*	6"	120"	
HPIL 260-7-90	HPIL 261-7-90	HPIL 262-7-90	7"	90"	
HPIL 260-7-102*			7"	102"	
HPIL 260-7-116*			7"	116"	
HPIL 260-7-120*	HPIL 261-7-120	HPIL 262-7-120*	7"	120"	
HPIL 260-7-144*		HPIL 262-7-144*	7"	144"	
HPIL 260-8-90	HPIL 261-8-90	HPIL 262-8-90	8"	90"	
HPIL 260-8-120*	HPIL 261-8-120	HPIL 262-8-120*	8"	120"	
HPIL 260-8-144*		HPIL 262-8-144*	8"	144"	
HPIL 260-9-90	HPIL 261-9-90	HPIL 262-9-90	9"	90"	
HPIL 260-9-102*	HPIL 261-9-102		9"	102"	
HPIL 260-9-120*	HPIL 261-9-120	HPIL 262-9-120*	9"	120"	
HPIL 260-9-144*		HPIL 262-9-144*	9"	144"	
HPIL 260-10-90	HPIL 261-10-90	HPIL 262-10-90	10"	90"	
HPIL 260-10-120*	HPIL 261-10-108		10"	108"	
HPIL 260-10-120*	HPIL 261-10-120	HPIL 262-10-120*	10"	120"	
HPIL 260-10-144*	HPIL 261-10-144	HPIL 262-10-144*	10"	144"	
HPIL 260-11-90	HPIL 261-11-90	HPIL 262-11-90	11"	90"	
		HPIL 262-11-108*	11"	108"	
HPIL 260-11-120*		HPIL 262-11-120*	11"	120"	
HPIL 260-11-144*		HPIL 262-11-144*	11"	144"	
HPIL 260-12-90		HPIL 262-12-90	12"	90"	
		HPIL 262-12-108*	12"	108"	
HPIL 260-12-120*		HPIL 262-12-120*	12"	120"	
HPIL 260-12-144*		HPIL 262-12-144*	12"	144"	

FLUTED / PANEL / PLAIN



\*Pilasters provided with Loose Plinth.



ENTRANCE SYSTEMS



Haas Architectural Millwork - Ph. (717) 246-6290 - Fax (717) 246 6291  
 www.haasmillwork.com - Email: haasmillwork@haasmillwork.com





# HAAS LOUVERS

## LOUVERS



### HCTL - CIRCLE TOP LOUVER



Part No.	W	H	Proj
HCTL 12x18	24"	18"	2"
HCTL 12x24	12"	24"	2"
HCTL 12x30	12"	30"	2"
HCTL 16x24	16"	24"	2"
HCTL 16x42	16"	42"	2"
HCTL 18x30	18"	30"	2"
HCTL 22x32	22"	32"	2"

### HDL - DIAMOND LOUVER



Part No.	W	Proj
HDL 14	14"	2"
HDL 24	24"	2"

### HETL - EYEBROW LOUVER



Part No.	W	H	Proj
HETL 12x24	12"	24"	2"
HETL 18x30	18"	30"	2"

CUSTOM STYLES & SIZES AVAILABLE  
Please contact us.

### HGL - GOTHIC LOUVER



Part No.	W	Proj	H
HGL 18x36	18"	36"	2"
HGL 18x48	18"	48"	2"
HGL 18x54	18"	54"	2"

**\*\*SPECIFY OPEN OR CLOSED\*\***

Example:

HRL 18-O Open with screen  
HRL 18-C Closed

### HHOVL- HORIZONTAL OVAL LOUVER



Part No.	W	H	Proj
HHOVL 35x28	35"	28"	2"

### HHOVLTK - HORIZONTAL OVAL KESTONE LOUVER



Part No.	W	H	Proj
HHOVLTK 29 X 20	29"	20-5/8"	2-1/2"

3-1/2" & 5-1/2" Flat Trim Surrounds  
CONTACT US

LOUVERS



LOUVERS

HAAS

LOUVERS

LOUVERS



HOCL - OCTAGON LOUVER



Part No.	W	Proj
HOCL 22	22"	2"
HOCL 24	24"	2"
HOCL 27-1/2	27-1/2"	2"

HHRL - HALF ROUND LOUVER



Part No.	W	H	Proj
HHRL 18	18"	9"	2"
HHRL 24	24"	12"	2"
HHRL 28	28"	14"	2"
HHRL 30	30"	15"	2"
HHRL 32	32"	16"	2"
HHRL 36	36"	18"	2"
HHRL 40	40"	20"	2"

HRKL - ROUND KEYSTONE LOUVER



Part No.	W	Proj
HRKL 18	18"	3"
HRKL 24	24"	3"
HRKL 30	30"	3"
HRKL 32	32"	3"
HRKL 36	36"	3"
HRKL 40	40"	3"

HHRKL - HALF ROUND KEYSTONE LOUVER



Part No.	W	H	Proj
HHRKL 18	18"	9"	2"
HHRKL 24	24"	12"	2"
HHRKL 30	30"	15"	2"
HHRKL 32	32"	16"	2"
HHRKL 36	36"	18"	2"
HHRKL 40	40"	20"	2"

HRL - ROUND LOUVER



Part No.	W	Proj
HRL 18	18"	2"
HRL 22	22"	2"
HRL 24	24"	2"
HRL 28	28"	2"
HRL 30	30"	2"
HRL 36	36"	2"

\*\*SPECIFY OPEN OR CLOSED\*\*

Example:

- HRL 18-O Open with screen
- HRL 18-C Closed

HRECTL - RECTANGLE LOUVER



HRECTL



HRECTL S  
Bottom Sill

Part No.	W	H	Proj
HRECTL 12x18	12"	18"	2"
HRECTL 12x24	12"	24"	2"
HRECTL 16x24	16"	24"	2"
HRECTL 16x36	16"	36"	2"
HRECTL 18x24	18"	24"	2"
HRECTL 18x30	18"	30"	2"
HRECTL 21.5x27.5	21.5"	27.5"	2"
HRECTL 24x30	24"	30"	2"
HRECTL 24x36	24"	36"	2"
HRECTL 32x16	32"	16"	2"
HRECTL 36x48	36"	48"	2"

LOUVERS WITH FLAT TRIM  
AVAILABLE - CONTACT US



# HAAS LOUVERS

## LOUVERS

### HRLT - ROUND W/ 3-1/2" FLAT TRIM LOUVER



Part No.	W	Proj
HRLT 27	27"	2"
HRLT 34	34"	2"



**\*\*SPECIFY OPEN OR CLOSED\*\***  
 Example:  
 HRL 18-**O** Open with screen  
 HRL 18-**C** Closed

### HRLTK - ROUND LOUVER W/ 3-1/2" FLAT TRIM



Part No.	W	Proj
HRLTK 24	24"	2"

### HRLTRK - ROUND LOUVER WITH 3-1/2" FLAT TRIM & RECESSED KEYSTONES



Part No.	W	Proj
HRLTRK 24	24"	2"
HRLTRK 27	27"	2"
HRLTRK 34	34"	2"

Note: Width Projection do not include keystones.

### HVOVL - VERTICAL OVAL LOUVER



Part No.	W	H	Proj
HVOVL 28X35	28"	35"	2"

3-1/2" & 5-1/2" Flat Trim Surrounds  
 CONTACT US



### HTL - TRIANGLE LOUVER



Part No.	W	H	Proj	Pitch
HTL 36x18	36"	18"	2"	12/12
HTL 64x26.5	64"	26-1/2"	2"	10/12
HTL 64x32	64"	32"	2"	12/12
HTL 84x17	84"	17-1/2"	2"	5/12
HTL 120x30	120"	30"	2"	6/12
*HTL - LR 115x35	115"	35"	2"	7-13/16/12

\*\*HTL - LR 115 x 35 - Supplied as halves, left & right.



## CEILING MEDALLIONS

HCM 2002-14



1-1/2" x 14-1/2"

*Flower Medallion with Distressed Tin Pattern.*

HCM 2003-14



1-1/4" x 14"

HCM 2024-18 / HCM 2024-25



1-3/4" x 18"

HCM 2025-28



2-3/4" x 27-3/4"

HCM 2026-24



1-1/8" x 23-7/8"

HCM 2030-31



1-1/8" x 31"

HCM 3324-24



1-1/8" x 23-7/8"

HCM 5021-24 / HCM 5021-31




2-3/4" x 24" / 2-3/4" x 31"

HLCM 5030-37



2-1/2" x 37"

M  
I  
S  
C  
E  
L  
L  
A  
N  
E  
O  
U  
S



# HAAS

## GABLE DECORATIONS

### HGD 200 - Victorian



<i>Part No.</i>	<i>Pitch</i>	<i>Width</i>	<i>Height</i>	<i>Proj</i>
HGD 200 64 X 32	12/12	64"	32"	1"
HGD 200 64 X 29-3/8	10/12	64"	29-3/8"	1"
HGD 200 88 X 29-3/8	8/12	88"	29-3/8"	1"

\* Custom sizes available.

### HGD 300 - Colonial



<i>Part No.</i>	<i>Pitch</i>	<i>Width</i>	<i>Height</i>	<i>Proj</i>
HGD 300 64 X 32	12/12	64"	32"	2-3/4"
HGD 300 64 X 29-3/8	10/12	64"	29-3/8"	2-3/4"
HGD 300 88 X 29-3/8	8/12	88"	29-3/8"	2-3/4"

\* Custom sizes available.

### HGD 400 - Sunburst



Custom sizes available.  
Please call for quote.

### HGAB



<i>Part No.</i>	<i>Pitch</i>	<i>Width</i>	<i>Height</i>	<i>Proj</i>
HGAB 80-8-12-2	8/12	79-7/8"	26-3/4"	2"


\* Custom sizes available.



<i>Part No.</i>	<i>Pitch</i>	<i>Width</i>	<i>Height</i>	<i>Proj</i>
HGAB 80-8-12-3	8/12	79-7/8"	26-3/4"	3"

# HAAS

## DECORATIVE ELEMENTS



### HGAB

Part No.	Pitch	Width	Height	Proj
HGAB 81-96x48	12/12	96"	48"	3-1/2"

\* HGAB - Available in custom sizes.  
Contact us for a quote.

Part No.	Pitch	Width	Height	Proj
HGAB 82-96x48	12/12	96"	48"	3-1/2"

HAAS Architectural Millwork is your # 1 source for Custom Urethane Millwork.

**HSPAN 91X94**

**HCPAN 29**

Height 29"  
Width 29"  
Projection 2"

**HPAN 12X94**

Height 12-1/2"  
Width 94"  
Projection 2"

**HPAN 19X79**

Height 79-3/8"  
Width 19"  
Projection 2"

**HPIL 560-22-144**

**HCAP 560-1**

Height 10-7/8"  
Width 21-5/8"  
Proj 10-3/4"

**HPIL 560 22-144**  
10-3/4" x 22" x 144"

**CUSTOM SIZES AVAILBLE**

Height 10-7/8"  
Width 20-3/8"  
Proj 10-1/4"

**HBAS 560-2**

MISCELLANEOUS



# HAAS

## DECORATIVE ELEMENTS

HNIC 550-1



Height 42-1/2"  
Width 16-5/8"  
Depth 4"

HNIC 550-2



Height 39-1/4"  
Width 16-5/8"  
Depth 4"

BIPS & NIPS

HBIP 1



1-5/8" X 2"

HBIP 2



1-3/4" X 2"

HNIP 3



2-1/4" X 4"

1/2 COLUMN BASE

HHCB -22



ID 22-1/2" X Hght 4-1/4"

CUSTOM PARTS  
AVAILABLE

**Please Contact Us**  
**(717) 246-6290**

BALUSTER SPANDREL

HBAL 150-9



Top & Bottom rails 1-1/2" x 2-3/8 x 8'  
For more structural and longer applications consider our HTR 213,  
or HBR 233 Railing. See the Balustrade section for more information.



# HAAS

## DECORATIVE ELEMENTS

### POST TOPS AND FINIALS



**HURN 11**

Height 10-7/8"  
Base Dia 5-1/4"

**HURN 15**

Height 15-1/4"  
Base Dia 6-1/4"



**HPIN 3**

Height 4"  
Base Dia 2-1/2"



**HURN 717**

Height 17"  
Base Dia 5-1/2"

**HURN 820**

Height 20"  
Base Dia 6-3/4"



**HPIN 11**

Height 11"  
Base Dia 5"

**HPIN 14**

Height 14"  
Base Dia 6-1/2"



**HACO 10**

Height 9-3/4"  
Base Dia 4-1/2"

**HACO 12**

Height 11"  
Base Dia 6-1/8"



**HBALL 603-5**

Height 11"  
Base Dia 5"

**HBALL 603-8**

Height 14"  
Base Dia 8"

### MISCELLANEOUS DECORATIVE ELEMENTS



**HDE 2**

Height 7-3/4"  
Width 7-3/4"  
Proj 7/8"



**HMIS 15**

Height 15"  
Width 11"  
Proj 3-3/8"



**HTRI 11**

Height 36"  
Width 7-1/8"  
Proj 3/4"



**HPIN**

Height 7"  
Base Dia 4-1/2"



**HTRI 10**


Height 10"  
Width 5-1/2"  
Proj 3/4"



**HROS 1**

Diameter 11"  
Proj 2-3/4"

M  
I  
S  
C  
E  
L  
L  
A  
N  
E  
O  
U  
S





# HAAS

## DOOR PANELS

### HDP RP

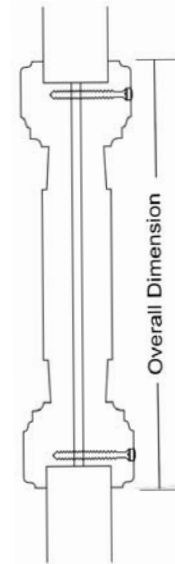


1-3/8" Paint Grade Raised Door Panel

### HDP WG-RP



1-3/8" Wood Grain Raised Door Panel



### DOOR PANEL



Part Number	Part Number	Overall Size		
HDP RP-10-14	HDP WG-RP-10-14	10"	X	14"
HDP RP-14-22	HDP WG-RP-14-22	14"	X	22"
HDP RP-14-24	HDP WG-RP-14-24	14"	X	24"

## MISCELLANEOUS DECORATIVE ELEMENTS

### HDS 425

Height 3-1/2"  
Width 24-5/8"  
Proj 2"



Door Shelf

### HDE 20

Width 5-3/4"  
Proj 1/2"



### HDE 21

Height 3-12"  
Width 2-3/4"  
Proj 1/4"






### HLCM 5031-42



3" x 42"






## FLAT BOARDS

	<b>HFB 3/4x3-1/2x16</b>	3/4"	3-1/2"	16'
	<b>HFB 3/4x5-1/2x16</b>	3/4"	5-1/2"	16'
	<b>HFB 3/4x7-1/2x16</b>	3/4"	7-1/2"	16'
	<b>HFB 3/4x9-1/2x16</b>	3/4"	9-1/2"	16'
	<b>HFB 3/4x11-1/2x16</b>	3/4"	11-1/2"	16'
	<b>HFB 1x3-1/2x16</b>	1"	3-1/2"	16'
	<b>HFB 1x5-1/2x16</b>	1"	5-1/2"	16'
	<b>HFB 1x7-1/2x16</b>	1"	7-1/2"	16'
	<b>HFB 1x9-1/2x16</b>	1"	9-1/2"	16'
	<b>HFB 1x11-1/2x16</b>	1"	11-1/2"	16'
	<b>HFB 1x16x16</b>	1"	16"	16'
	<b>HFB 1x20x16</b>	1"	20"	16'
	<b>HFB 1-1/2x3-1/2x16</b>	1-1/2"	3-1/2"	16'
	<b>HFB 1-1/2x5-1/2x16</b>	1-1/2"	5-1/2"	16'
	<b>HFB 1-1/2x7-1/2x16</b>	1-1/2"	7-1/2"	16'
	<b>HFB 1-1/2x9-1/2x16</b>	1-1/2"	9-1/2"	16'
	<b>HFB 1-1/2x11-1/2x16</b>	1-1/2"	11-1/2"	16'

\* NOTE: Custom widths and thickness available. Please contact us.

## MOULDING

<p>Beaded Board Wainscoting</p>  <p>HMLD 1101-1-7-16R      HMLD 1101-11-16R</p> <p>1" x 7-1/4" x 16'      1" x 11-1/2" x 16'</p> <p>*Parts come (rabetted) as shown to create a traditional beaded ceiling / wainscoting look.</p>	<p>HMLD 1102-16      Hght 19-3/4" x Proj 1" x 16'</p> <p>1/2" X 1/2" Square Grooves</p> 
---	--



# MOULDINGS

HMLD 377-16	Hght 18-3/4" x Proj 1-7/8" x 16'		
HMLD 378-16	Hght 6-3/8" x Proj 1-7/8" x 16'		
HMLD 379-16	Hght 12-3/8" x Proj 1-1/2" x 10'		
HMLD 711-10	Hght 2-7/8" x Proj 5/8" x 8'		
HMLD 900-8	Hght 2-5/8" x Proj 2" x 8'		
HMLD 902-5-10	Hght 4-1/4" x Proj 4" x 10'		
HMLD 1000-14	Hght 1-7/8" x Proj 1" x 14'		
		"BAMBOO"	

















HMLD 1001-16	Hght 1-7/8" x Proj 1-3/8" x 16'		
HMLD 1001-1-16	Hght 2-1/8" x Proj 1-3/4" x 16'		
HMLD 1002-16	Hght 3-7/8" x Proj 3-7/8" x 16'		
HMLD 1002-1-16	Hght 4-1/4" x Proj 4-1/2" x 16'		
HMLD 1004-16	Hght 3" x Proj 2-1/4" x 16'		













M  
O  
U  
L  
D  
I  
N  
G  
S



# MOULDINGS

MOULDINGS


HMLD 1005-8	Hght 3/4" x Proj 3/4" x 8'		
HMLD 1005-18	Hght 1-5/8" x Proj 3/4" x 8'		
HMLD 1006-16	Hght 2-3/4" x Proj 2-3/4" x 16'		
HMLD 1008-12	Hght 2-5/8" x Proj 7/8" x 12'		
HMLD 1009-16	Hght 7-3/4" x Proj 5-3/4" x 16'		
HMLD 1010-12	Hght 3" x Proj 2" x 12'		
HMLD 1011-16	Hght 16" x Proj 3-3/4" x 16'		
HMLD 1012-8, 16	Hght 2" x Proj 3/4" x 8 or 16'		

HMLD 1013-8, 16	Hght 2" x Proj 1-1/4" x 8' or 16'		
HMLD 1014-8, 16	Hght 2" x Proj 1-1/2" x 8' or 16'		
HMLD 1015-8, 16	Hght 2" x Proj 2" x 8' or 16'		
HMLD 1016-18	Hght 4-1/2" x Proj 3-5/8" x 18'		
HMLD 1018-16	Hght 2-1/4" x Proj 1-1/8" x 16'		
HMLD 1019-8	Hght 10-3/4" x Proj 2" x 8'		





## ARCHES & RADIUS MOULDINGS

- HALF ROUND ARCHES
- SEGMENT ARCHES
- ELLIPTICAL ARCHES
- CONCAVE & CONVEX RADIUS

Please contact us - (717) 246-6290





# MOULDINGS



CONVERSION & CROSS-REFERENCE  
AVAILABLE

SEND US YOUR LIST.





























M  
O  
U  
L  
D  
I  
N  
G  
S




# MOULDINGS




MOULDINGS

HMLD 1030-1-16	Hght 5" x Proj 1-1/8" x 16'		
HMLD 1031-16	Hght 5-1/2" x Proj 1-5/8" x 16'		
HMLD 1031-1-16	Hght 5-1/2" x Proj 2" x 16'		
HMLD 1032-16	Hght 4-1/4" x Proj 1-1/2" x 16'		
HMLD 1033-16	Hght 5-1/2" x Proj 1-3/4" x 16'		
HMLD 1033-1-16	Hght 7" x Proj 1-3/4" x 16'		
HMLD 1034-16	Hght 3-1/2" x Proj 1" x 16'		




ROSETTES			
HROS 2	HROS 3	HROS 9	HROS 5
			
Width 3-3/4" Hght 3-3/4" Projection 1"	Width 4-1/2" Hght 4-1/2" Proj 2-3/8"	Width 6-1/2" Hght 6-1/2" Proj 1-1/8"	Width 5-1/2" Hght 5-1/2" Proj 2-1/8"
HROS 13	HROS 24	HROS 71	
			
Width 5-1/2" Hght 5-1/2" Projection 1"	Width 4-1/4" Hght 4-1/4" Projection 1"	Width 3-3/4" Hght 3-3/4" Proj 1-13/16"	
HMLD 1034-1-16	Hght 3-1/2" x Proj 1-3/4" x 16'		
			
HMLD 1035-16	Hght 2-1/8" x Proj 1-5/8" x 16'		
			
HMLD 1036-16	Hght 6-1/4" x Proj 4-3/8" x 16'		
			
<p><b>CUSTOM MOULDINGS AVAILABLE</b>  <b>CALL OR FAX US YOUR DRAWING</b></p> <p>Ph. - (717) 246-6290                  Fax. - (717) 246-6291</p>			



# MOULDINGS



**ARCHES & RADIUS MOULDINGS**  
 HALF ROUND ARCHES  
 SEGMENT ARCHES  
 ELLIPTICAL ARCHES  
 CONCAVE & CONVEX RADIUS  
**Please contact us - (717) 246-6290**



M  
O  
U  
L  
D  
I  
N  
G  
S




# MOULDINGS



<p>HMLD 1046-16 Hght 10" x Proj 2-3/4" x 16'</p>	
<p>HMLD 1048-16 Hght 9-1/2" x Proj 10-1/8" x 16'</p>	
<p>HMLD 1049-16 Hght 4-1/2" x Proj 1-1/8" x 16'</p> <p>*Available on pitch see Page</p>	
<p>HMLD 1050-16 Hght 3-1/2" x Proj 2-1/4" x 16'</p>	
<p>HMLD 1051-16 Hght 6-1/2" x Proj 3-3/8" x 16'</p>	
<p>HMLD 1052-8 Hght 3-3/4" x Proj 3-3/4" x 8'</p>	

<p>HMLD 1053-8 Hght 1" x Proj 3/4" x 8'</p>	
<p>HMLD 1054-16 Hght 5-1/4" x Proj 4" x 16'</p>	
<p>HMLD 1055-12 Hght 8-3/4" x Proj 5-3/8" x 12'</p>	
<p>HMLD 1056-8 Hght 1-3/4" x Proj 1-1/8" x 8'</p>	
<p>HMLD 1057-16 Hght 10-1/8" x Proj 9-1/2" x 16'</p>	
<p>HMLD 1058-16 Hght 11" x Proj 6-1/2" x 16'</p>	
<p><b>URETHANE ADHESIVE</b></p>	

MOULDINGS





# MOULDINGS

HMLD 1060-16	Hght 7-3/4" x Proj 2-3/8" x 16'	
HMLD 1061-16	Hght 4" x Proj 3-1/8" x 16'	
HMLD 1062-16	Hght 3-3/8" x Proj 2-5/8" x 16'	
HMLD 1063-16	Hght 10-1/4" x Proj 5-3/8" x 16'	
HMLD 1064-12	Hght 14-3/8" x Proj 7" x 12'	
HMLD 1065-16	Hght 12-1/2" x Proj 7-1/4" x 16'	
HMLD 1066-16	Hght 9-1/8" x Proj 3-3/8" x 16'	



HMLD 1067-8	Hght 1-3/8" x Proj 11/16" x 8'	
HMLD 1068-16	Hght 5-1/4" x Proj 2-1/2" x 16'	
HMLD 1069-16	Hght 6-1/4" x Proj 3-3/4" x 16'	
HMLD 1070-16	Hght 6" x Proj 1-1/2" x 16'	

\*Contact us for pitch applications.

**CUSTOM MOULDINGS AVAILABLE  
CALL OR FAX US YOUR DRAWING.**

Ph. - (717) 246-6290  
Fax. - (717) 246-6291




# MOULDINGS













M  
O  
U  
L  
D  
I  
N  
G  
S

HMLD 1071-16	Hght 7" x Proj 1-1/2" x 16'		
HMLD 1071-9-16	Hght 9-1/2" x Proj 1-1/2" x 16'		
HMLD 1071-11-16	Hght 11-1/2" x Proj 1-1/2" x 16'		
HMLD 1072-16	Hght 9" x Proj 1-3/8" x 16'		
HMLD 1072-1-16	Hght 9" x Proj 1-3/4" x 16'		
HMLD 1073-16	Hght 2-3/8" x Proj 1-1/2" x 16'		
HMLD 1074-16	Hght 9-1/2" x Proj 8-3/4" x 16'		

HMLD 1075-16	Hght 5-1/2" x Proj 1-1/2" x 16'		
HMLD 1075-1-16	Hght 8-1/2" x Proj 1-1/2" x 16'		
HMLD 1076-8	Hght 2-3/8" x Proj 2-1/4" x 8'		
HMLD 1078-8	Hght 4-1/2" x Proj 1-1/2" x 8'		
HMLD 1079-8	Hght 3-3/8" x Proj 1-3/8" x 8'		
HMLD 1080-16	Hght 14-1/2" x Proj 2-1/16" x 16'		
<b>CONVERSION &amp; CROSS-REFERENCE AVAILABLE</b>		<b>SEND US YOUR LIST.</b>	



# MOULDINGS

HMLD 1081-8 Hght 7-1/2" x Proj 6" x 8'	
	
19-1/4" Spacing On-center.	
<i>*Custom on-center spacing is available. Call for quote.</i>	
HMLD 1082-8 Hght 9/16" x Proj 9/16" x 8'	
	
HMLD 1082-1-8 Hght 1-3/8" x Proj 9/16" x 8'	
	
HMLD 1083-12 Hght 7-1/2" x Proj 6-1/2" x 12'	
	
HMLD 1085-16 Hght 12" x Proj 4-1/2" x 16'	
	
HMLD 1090-8 Hght 2-1/2" x Proj 5/8" x 8'	
	
<p>CUSTOM RADIUS MOULDINGS CONCAVE CONVEX PLEASE CONTACT US. 717-246-6290</p>	





HMLD 1092-16 Hght 5-1/2" x Proj 5" x 16'

	
--	---



HMLD 1098-12 Hght 10-1/4" x Proj 13-1/2" x 12'

	
--	---


HMLD 1101-7-16 Hght 7-1/4" x Proj 1" X 16'

	
--	---

HMLD 1101-11-16 Hght 11-1/2" x Proj 1" x 16'

	
--	---

USE URETHANE ADHESIVE IN ALL JOINTS AND TO HELP SECURE MATERIAL TO THE TO SUBSTRATE.



M  
O  
U  
L  
D  
I  
N  
G  
S



# MOULDINGS



Moulding Cross-reference & Conversion.  
Send us your list.

[haasmillwork@haasmillwork.com](mailto:haasmillwork@haasmillwork.com)

HMLD 2019-16 Hght 3-1/4" x Proj 2-1/8" x 16'



HMLD 2021-8 Hght 2" x Proj 1-3/8" x 8'



HMLD 2027-12 Hght 14-3/4" x Proj 6-7/8" x 12'



**CUSTOM MOULDINGS AVAILABLE  
CALL OR FAX US YOUR DRAWING**


Ph. - (717) 246-6290

Fax. - (717) 246-6291

HMLD 2032-12 Hght 5-1/4" x Proj 5-1/4" x 12'



HMLD 2041-16 Hght 5-1/4" x Proj 4-1/4" x 16'



HMLD 2046-12 Hght 2-3/4" x Proj 2-1/2" x 12'



HMLD 2057-12 Hght 14-1/2" x Proj 10" x 12'



HMLD 2061-12 Hght 17" x Proj 5-1/2" x 12'



HMLD 2072-16 Hght 4-1/2" x Proj 1-5/8" x 16'



HMLD 2088-16 Hght 7" x Proj 5-1/2" x 16'



M  
O  
U  
L  
D  
I  
N  
G  
S



# MOULDINGS

HMLD 2093-12	Hght 15-1/2" x Proj 8-1/4" x 12'	
HMLD 2093-1-12	Hght 15-1/2" x Proj 8-1/4" x 12'	
HMLD 2116-12	Hght 10" x Proj 9" x 12'	
HMLD 2121-16	Hght 1-1/2" x Proj 4" x 16'	
HMLD 2122-16	Hght 10-3/4" x Proj 5-5/8" x 16'	
HMLD 2130-8	Hght 1-3/4" x Proj 5/8" x 8'	
HMLD 2134-12	Hght 17-3/4" x Proj 13-5/8" x 12'	

HMLD 2139-16	Hght 1-3/4" x Proj 2-1/2" x 16'	
HMLD 2152-12	Hght 8-13/16" x Proj 4-3/4" x 12'	
HMLD 2152A-12	Hght 8-5/8" x Proj 4-3/4" x 12'	
HMLD 2152B-12	Hght 2" x Proj 1" x 12'	
HMLD 2157-8	Hght 1-11/16" x Proj 2-1/4" x 8'	
HMLD 2162-16	Hght 12" x Proj 2" x 16'	
<p>CONCAVE CONVEX RADIUS AVAILABLE PLEASE CONTACT US</p> <p><b>(717) 246-6290</b></p>		

MOULDINGS



# MOULDINGS

HMLD 2308-12 Hght 5-3/8" x Proj 6" x 12'



HMLD 2309-8 Hght 3/4" x Proj 4-3/8" x 8'



HMLD 2337-16 Hght 8-3/4" x Proj 1" x 16'



HMLD 2338-8 Hght 1-1/2" x Proj 3/4" x 8'



HMLD 2366-8 Hght 3" x Proj 1-1/16" x 8'



HMLD 2369-16 Hght 7-7/8" x Proj 7-7/8" x 16'



CONCAVE CONVEX RADIUS  
ARCH MOULDING AVAILABLE

PLEASE CONTACT US.

HMLD 2370-10 Hght 5-7/8" x Proj 4-3/4" x 10'



HMLD 2371-12 Hght 4-1/2" x Proj 4-1/2" x 12'



HMLD 2374-12 Hght 8-1/4" x Proj 10-1/4" x 12'



HMLD 2375-8 Hght 1-3/4" x Proj 7/8" x 8'



HMLD 2431-16 Hght 7" x Proj 7" x 16'




HMLD 2432-16 Hght 7-1/8" x Proj 5-5/8" x 16'




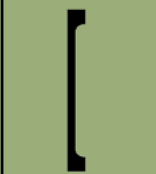












HMLD 2435-16 Hght 4-3/4" x Proj 4-3/4" x 16'







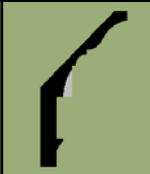






M  
O  
U  
L  
D  
I  
N  
G  
S



# MOULDINGS

HMLD 2455-16	Hght 17" x Proj 1-3/4" x 16'		
HMLD 2497-16	Hght 7-1/4" x Proj 12" x 16'		
HMLD 2498-16	Hght 6-1/2" x Proj 6" x 16'		
HMLD 2499-12	Hght 4-1/16" x Proj 4-1/16" x 12'		
HMLD 2500-10	Hght 8-1/2" x Proj 2" x 10'		
HMLD 2502-16	Hght 6-1/2" x Proj 1-3/8" x 16'		
HMLD 2504-8	Hght 4-3/4" x Proj 3" x 8'		

			
HMLD 2506-8	Hght 1-3/8" x Proj 5/8" x 8'		
HMLD 3001-8	Hght 8-1/2" x Proj 6" x 8'		
HMLD 3100-16	Hght 11" x Proj 6-1/4" x 16'		
HMLD 4490-16	Hght 7-1/4" x Proj 8-1/3" x 16'		
HMLD 6425-12	Hght 9-1/2" x Proj 4-1/2" x 11'-5"		

M  
O  
U  
L  
D  
I  
N  
G  
S



## PITCHED DENTIL MOULDING

HMLD 1049- LP/RP- 8 Height 4-1/2 x Proj 1-1/8" x 8'



Part Number	Part Number	Pitch
HMLD 1049-5-8-L	HMLD 1049-5-8-R	5/12
HMLD 1049-6-8-L	HMLD 1049-6-8-R	6/12
HMLD 1049-7-8-L	HMLD 1049-7-8-R	7/12
HMLD 1049-8-8-L	HMLD 1049-8-8-R	8/12
HMLD 1049-9-8-L	HMLD 1049-9-8-R	9/12
HMLD 1049-10-8-L	HMLD 1049-10-8-R	10/12
HMLD 1049-12-8-L	HMLD 1049-12-8-R	12/12

L = Left pitch. R = Right pitch.

HMLD 1070-LP/RP-8 Height 6" x Proj 1-1/2" x 8'



Part Number	Part Number	Pitch
HMLD 1070-5-8-L	HMLD 1070-5-8-R	5/12
HMLD 1070-6-8-L	HMLD 1070-6-8-R	6/12
HMLD 1070-7-8-L	HMLD 1070-7-8-R	7/12
HMLD 1070-8-8-L	HMLD 1070-8-8-R	8/12
HMLD 1070-9-8-L	HMLD 1070-9-8-R	9/12
HMLD 1070-10-8-L	HMLD 1070-10-8-R	10/12
HMLD 1070-12-8-L	HMLD 1070-12-8-R	12/12

L = Left pitch R = Right pitch

\* For other dentil moulding on pitch please contact us.

## VENTED SOFFIT MOULDING


HVSM 1009-16 Hght 10" x Proj 8" x 16'



HVSM 1051-16 Hght 9" x Proj 5-3/8" x 16'



HVSM 1065-16 Hght 15" x Proj 9-1/8" x 16'




**PRE-MITERED CORNERS AVAILABLE**  
\*Shipped as two pieces to be assembled on jobsite.

**PLEASE CONTACT US**

- Vented soffit moulding comes with insect screen.

• Other vented profiles available. Call for quote.





## MOULDING INSTALLATION

All urethane moldings will expand and contract with temperature. It is recommended to install the moldings as tightly as possible to minimize expansion and contraction.

- **STORAGE** - If the product is stored in a trailer, remove and allow the material to adjust to the temperature in which it is being installed. Allow the moulding to adapt for at least 24 hours prior to installation.
- **CUTTING** – Urethane Millwork can be cut using the same basic methods and tools as wood.
- **JOINTS** – Butt joints on straight runs and mitered joints for corners.
- **ADHESIVE** – PL-PREMIUM urethane adhesive should be used in all joints and can help secure moulding to the wall and ceiling when applied to the back of the product.
- **BLOCKING** - Install molding on a solid backing or studs 16” on center or less. Larger molding will require additional blocking.
- **FASTENERS** –Galvanized screws are the best fastener or ring-shank nails with a head.


### Installation Procedure:

- Measure for the length of molding needed to fit your application and add 1/8” to the measurement and mark your molding. **Ex.** If your application measures 10’, mark and cut your molding at 10’-1/8”. If your application requires 16’ add 3/16” to your measurement or approximately 1/16 inch for every 5 feet of molding.
- Fasten one side of the molding in place. Bow the center of the piece out away from the wall to allow the other end of the molding to fit in place and fasten. Push the center of the molding against the wall and secure with recommended fasteners and Urethane adhesive.
- **PAINT PREP** – Haas urethane millwork is factory primed with a high emulsion exterior paint. Fill fastener holes with painter’s putty. Any joint alignment required can be performed with sandpaper. Use 2-part plastic wood filler to recreate smooth surface. Follow manufacturer’s recommendations for cure time before spot priming.
- **PAINT** - Use a 100% acrylic latex paint with a Light Reflective Value (LRV) of 55 or higher. • For paint colors equivalent to an LRV of 54 or lower, paints specifically designed for such applications must be used, such as Sherwin-Williams VinylSafe™ coatings.

URETHANE ADHESIVE



## ARCHES



**HARC 1033**



COPED Keystone - HKST 1033-C

**HARC 1034-1**



COPED Keystone - HKST 1034-1-C

**HARC 1031**



COPED Keystone - HKST 1031-C

**HARC 1046**



COPED Keystone - HKST 1046-C

**HARC 1032**



COPED Keystone - HKST 1032-C

**CUSTOM RADIUS MOULDINGS**

CONCAVE / CONVEX RADIUS  
ARCH MOULDING  
AVAILABLE


W  
I  
N  
D  
O  
W  
  
F  
E  
A  
T  
U  
R  
E  
S



# HAAS

## ARCHES


### 3-1/2" Flat Half Round Arches



HARC 1x3-1/2xID	1" x 3-1/2" x (Inside Diameter)
HARC 1-1/2x3-1/2xID	1-1/2" x 3-1/2" x (Inside Diameter)
HARC 3/4x3-1/2xID	3/4" x 3-1/2" x (Inside Diameter)

Available with Keystone - HARC(K)  
 COPED Keystone - HKST Available-C


### 5-1/2" Flat Half Round Arches



HARC 3/4x5-1/2xID	3/4" x 5-1/2" x ID"
HARC 1x5-1/2xID	1" x 5-1/2" x ID"
HARC 1-1/2x5-1/2xID	1-1/2" x 5-1/2" x ID"

Available with Keystone - HARC(K)  
 COPED Keystone - HKST Available

### Custom Segment Arches



HSARC 1x3-1/2x(HxW)	1" x 3-1/2"
HSARC 1x5-1/2x(HxW)	1" x 5-1/2"

COPED Keystone - HKST Available

\* Arch with Keystone applied. HARCK



### HSARCW 900



COPED Keystone - HKST 900-C

### HARCK 901



\*Available without Keystone

### HEARC 1033



COPED Keystone - HKST 1033-C

W  
I  
N  
D  
O  
W  
F  
E  
A  
T  
U  
R  
E  
S



## WINDOW HEADS

### PLAIN KEYSTONES



#### To Fit Moulding

Item No.	Height	Top Width	Bottom Width	Proj
HKST 1104	5"	4-3/4"	3"	2-1/2"
HKST 1106	7"	5-3/4"	3-1/2"	2-3/8"
HKST 1031	7"	5-3/4"	3-1/2"	3"
HKST 1031-1	7"	5-3/4"	3-1/2"	3-3/8"
HKST 1032	5-3/8"	5"	3"	3"
HKST 1033	7"	5-3/4"	3-1/2"	2-1/2"
HKST 1033-1	8-1/2"	5-3/4"	3"	2-1/2"
HKST 1034	5"	4-3/4"	4-1/8"	1-3/4"
HKST 1034-1	5"	4-3/4"	4-1/8"	2-1/2"
HKST 1046	11-1/2"	7-1/2"	4-1/8"	4"

#### To Fit Window Heads

Item No.	Height	Top Width	Bottom Width	Proj
HKST 900	7-3/4"	8-1/8"	4-5/16"	4"
HKST 901	10-3/4"	10"	4-9/16"	4"
HKST 902	10-3/4"	10"	5-1/8"	5-1/2"
HKST 903	10-3/4"	10"	5-1/8"	5-1/2"
HKST 904	12-7/8"	11-7/8"	6"	7"
HKST 905	10-3/4"	10"	5-1/8"	5-1/2"
HKST 906	10-3/4"	10"	5-1/8"	5-1/2"
HKST 907	10"	10"	5"	3"
HKST 908	7"	5-3/4"	3-1/2"	3"
HKST 912	11-1/2"	7-1/2"	4-1/8"	4"

\* COPED Keystones add (-C)  
Ex. HKST 1104-C

### RECESSED PANEL KEYSTONES




#### To Fit Moulding

Item No.	Height	Top Width	Bottom Width	Proj
HRKST 1104	4-1/4"	4-5/8"	3"	3"
HRKST 1106	6-1/2"	5-1/2"	3"	3-5/16"
HRKST 1015	3-3/16"	3-5/8"	2-1/4"	3-1/8"
HRKST 1031	6-1/2"	5-1/2"	3"	3-5/16"
HRKST 1031-1	6-1/2"	5-1/2"	3"	3-5/16"
HRKST 1033	4-5/16"	4-5/8"	3"	2-3/8"
HRKST 1034	4-5/16"	4-5/8"	3"	3-9/16"
HRKST 1034-1	4-5/16"	4-5/8"	3"	2"

#### To Fit Window Heads

Item No.	Height	Top Width	Bottom Width	Proj
HRKST 900	7-3/4"	8-1/8"	4-5/16"	4"
HRKST 901	10-3/4"	10"	4-9/16"	4"
HRKST 902	10-3/4"	10"	5-1/8"	5-1/2"
HRKST 903	10-3/4"	10"	5-1/8"	5-1/2"
HRKST 905	10-3/4"	10"	5-1/8"	5-1/2"
HRKST 906	10-3/4"	10"	5-1/8"	5-1/2"

\* COPED Keystones add (-C)  
Ex. HRKST 900-C



# HAAS

## WINDOW HEADS

**CUSTOM KEYSTONES AVAILABLE**  
Contact us for a quote.



### DECORATIVE KEYSTONES



#### ASTRAGAL

Item No.	Height	Top Width	Bottom Width	Proj
HDKST 39	5"	4-1/2"	3"	1-5/8"
HDKST 40	8-3/4"	6-3/4"	4-3/4"	1-3/4"

#### PINEAPPLE

Item No.	Height	Top Width	Bottom Width	Proj
HPKST 902	10-3/4"	10"	5-1/8"	5-1/2"
HPKST 101	10-3/4"	10"	5-1/8"	1"



\* COPED Keystones add (-C)  
Ex. HRKST 900-C

#### RECESSED PANEL

Item No.	Height	Top Width	Bottom Width	Proj
HRKST 910	19-3/4"	15-7/8"	10"	8-1/8"



#### LARGE SCROLL


Item No.	Height	Top Width	Bottom Width	Proj
HDKST 1025	15"	11"	6-1/4"	5"

W  
I  
N  
D  
O  
W  
  
F  
E  
A  
T  
U  
R  
E  
S



## WINDOW HEADS

### HWH 900



6" x 3" Window Head

Standard Sizes 24" - 204"

- \* Coped Keystones Loose
- Plain Keystone HKST 900-C
- Recessed Panel Keystone HRKST 900-C

For Top Width  
Add 4"

Plain Keystone  
HKST



### HWHK 900




6" x 3" Window Head w/ Key

Standard Sizes 24" - 204"

- \* Keystone Height 7-3/4"
- \* Custom sizes available

### HWH 901



9" x 3" Window Head

Standard Sizes 24" - 204"

- \* Coped Keystones Loose
- Plain Keystone HKST 901-C
- Recessed Panel Keystone HRKST 901-C

For Top Width  
Add 4"

Recessed  
Panel Keystone  
HRKST



### HWHK 901




9" x 3" Window Head w/ Key

Standard Sizes 24" - 204"

- \* Keystone Height 10-3/4"
- \* Custom sizes available

### HWH 902




9" x 4" Window Head

Standard Sizes 24" - 204"

- \* Coped Keystones Loose
- Plain Keystone HKST 902-C
- Recessed Panel Keystone HRKST 902-C

For Top Width  
Add 5-3/4"


### HWHK 902



9" x 4" Window Head w/ Key









Standard Sizes 24" - 204"

- \* Keystone Height 10-3/4"
- \* Custom sizes available



# HAAS

## WINDOW HEADS

<p><b>HWH 903</b></p>		<p><b>HWHK 903</b></p>
	<p>For Top Width Add 5-3/4"</p>	
<p>10" x 4" Window Head</p>		<p>10" x 4" Window Head w/ Key</p>
<p>Standard Sizes 24" - 204" * Coped Keystones Loose Plain Keystone HKST 903-C Recessed Panel Keystone HRKST 903-1</p>	<p>Plain Keystones <b>HKST</b></p> 	<p>Standard Sizes 24" - 204" * Keystone Height 10-3/4" * Custom sizes available</p>
<p><b>HWH 904</b></p>		<p><b>HWHK 904</b></p>
	<p>For Top Width Add 7"</p>	
<p>11" x 4-3/4" Window Head</p>		<p>11" x 4-3/4" Window Head w/ Key</p>
<p>Standard Sizes 24" - 204" * Coped Keystones Loose Plain Keystone HKST 904-C</p>	<p>Recessed Panel Keystones <b>HRKST</b></p> 	<p>Standard Sizes 24" - 204" * Keystone Height 12-7/8" * Custom sizes available</p>
<p><b>HWH 905</b></p>		<p><b>HWHK 905</b></p>
	<p>For Top Width Add 5-3/4"</p>	
<p>13-3/4" x 4" Window Head</p>		<p>13-3/4" x 4" Window Head w/ Key</p>
<p>Standard Sizes 36", 37-5/8, 41", 48", 68", 72", 76", 84", 104" * Coped Keystones Loose Plain Keystone HKST 905-C Recessed Panel Keystone HRKST 905-C</p>		<p>Standard Sizes 36", 37-5/8, 41", 48", 68", 72", 76", 84", 104" * Keystone Height 10-3/4" * Custom sizes available</p>

W  
I  
N  
D  
O  
W  
  
F  
E  
A  
T  
U  
R  
E  
S



## WINDOW HEADS

### HWH 906



Height Varies x 4" Window Head

Standard Sizes 24" - 108"

\* Coped Keystones Loose  
Plain Keystone HKST 906-C

### HWHK 906



Height Varies x 4" Window Head w/ Key

Standard Sizes 24" - 108"

\* Keystone Height 10-3/4"  
\* Custom sizes available.

For Top Width  
Add 5-3/4"

Plain Keystone  
HKST



### HWH 907



9" x 1-5/8" Window Head

Standard Sizes 24" - 204"

\* Coped Keystones Loose  
Plain Keystone HKST 907-C  
Keystone Height 10"

### HWH 908



5-1/2" x 1-5/8" Window Head

Standard Sizes 24" - 204"

\* Coped Keystones Loose  
Plain Keystone HKST 908-C  
Keystone Height 6-1/2"

For HWH 907  
Top Width  
Add 4-13/16"

For HWH 908  
Top Width  
Add 3"

Recessed  
Panel Keystone  
HRKST



### HWH 909



Height Varies x 2"  
Segment Sunburst Window Head

Standard Sizes 24" - 120"

\* Custom sizes available.


### HWH 910



Height Varies x 2"  
Plain Segment Window Head

Standard Sizes 24" - 120"

\* Custom sizes available.





# HAAS

## WINDOW HEADS

### HWH 911



Height Varies x 2"  
Half Round Sunburst Window Head

Standard Sizes 24" - 96"  
\* Custom sizes available.  
HWH 911-O -Plain Half Round

Plain Keystone  
HKST



### HWH 912



Height Varies x 4" Window Head

Arch Sizes up to 96"  
Standard Wing Length up to 42".  
\* Coped Keystones Loose  
Plain Keystone HKST 1046-C

Recessed  
Panel Keystone  
HRKST



### HWHK 912



Height Varies x 5" Window Head w/ Key

Arch Sizes up to 96"  
Standard Wing Length up to 42".  
\* Custom Arch and Wings available.  
\* **See Page 68 for Order Sheet.**

### HWH 913



Height Varies x 4" Window Head

Arch Sizes up to 96"  
Standard Wing Length up to 42".  
\* Coped Keystones Loose  
Plain Keystone HKST 1046-1  
Recessed Panel Keystone HRKST 1046-1

### HWHK 913



Height Varies x 4" Window Head w/ Key

Arch Sizes up to 96"  
Standard Wing Length up to 42".  
\* Custom Arch and Wings available.  
\* **See Page 68 for Order Sheet.**

W  
I  
N  
D  
O  
W  
  
F  
E  
A  
T  
U  
R  
E  
S



## WINDOW HEADS



### HWH 917



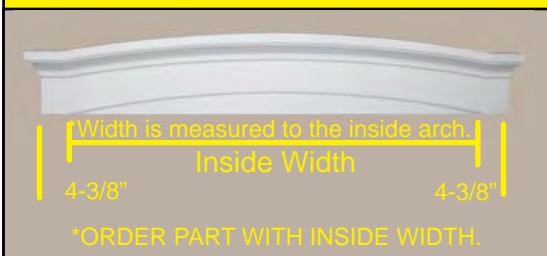
Height Varies x 2" Window Head

Sizes up to 108"

\* Contact us for a quote.

**\* We perform conversions for you.  
Fax us your list.**

### HWH 920



\*ORDER PART WITH INSIDE WIDTH.

10-1/4" x 3-1/4" Window Head

Standard Sizes 36", 37-5/8",  
48" x 60", 68", 76",

\* Custom sizes available.

URETHANE ADHESIVE



### HWH 915



Height Varies x 3" Peak Window Head

Standard Sizes 24" - 96"

\* Custom sizes available.

**\* Custom Window Heads Available.**

### HWH 918



Height Varies x 4" Window Head

Sizes 24" up to 96"

\* Custom sizes available.


### HWH 926



15" x 7-1/4" Window Head

Standard Sizes 36", 37-5/8", 40", 44", 48",  
53", 72", 96"

\* Custom sizes available.



# HAAS

## WINDOW HEADS

**HWH 930**




14" x 5" Window Head

Standard Sizes 24" - 204"

\* Coped Keystones Loose  
Plain Keystone HKST 930-C

**HWH 930**



14" x 5" Window Head

Standard Sizes 24" - 204"


\* Custom sizes available.

For Top Width  
Add 7-3/4"

Plain Keystone  
HKST



**HWH 940**



12" x 4" Window Head

Standard Sizes 24" - 204"


\* Coped Keystones Loose  
Plain Keystone HKST 940-C

For Top Width  
Add 5-3/4"

Recessed  
Panel Keystone  
HRKST



**HWHK 940**



12" x 4" Window Head w/ Key

Standard Sizes 24" - 204"

\* Keystone Height 13-3/4"  
\* Custom sizes available

**HWH 942**



Height Varies x 2-7/8" Window Head

Standard Sizes up to 108

\* Coped Keystones Loose  
Plain Keystone HKST 1046-C

**HWHK 942**



Height Varies x 2-7/8"  
Window Head w/ Key

Standard Sizes up to 108"

\* Custom sizes available

W  
I  
N  
D  
O  
W  
  
F  
E  
A  
T  
U  
R  
E  
S



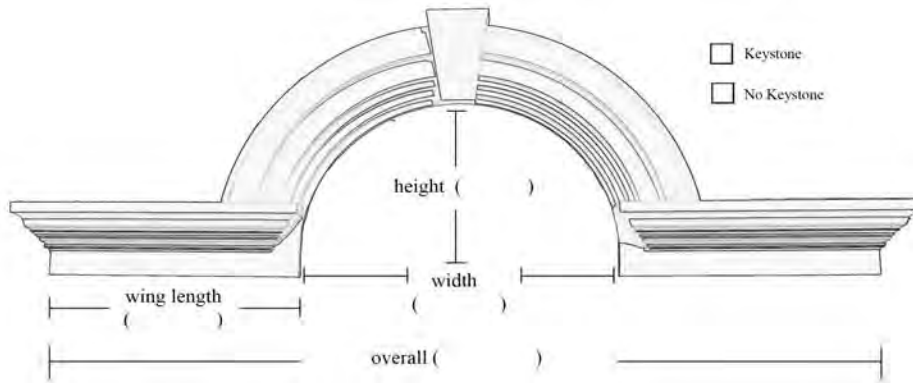
## WINDOW HEADS

### Custom Window Head Order Sheet

Fax -717-246-6291

From: \_\_\_\_\_ Date: \_\_\_\_\_  
 Company: \_\_\_\_\_  
 Phone Number: \_\_\_\_\_ FaxNumber: \_\_\_\_\_

Number of pages including cover: \_\_\_\_\_



### To Order Specify:

- 1) Arch Moulding - (HMLD 1046, HMLD 1033, HMLD 1033-1) \_\_\_\_\_
- 2) Arch Size - (24" up to 72" Available) \_\_\_\_\_
- 3) Keystone (K) / No Keystone \_\_\_\_\_
- 4) Wing Style - HWH 900, HWH 901, or HWH 902 \_\_\_\_\_
- 5) Wing Length - Size (Standard Size up to 42", 43" Up Custom) \_\_\_\_\_
- 6) Arch Closed or Open - (HWH 911 OR HWH911-O, HWH 937) \_\_\_\_\_

### EXAMPLES:

With Keystone and Sunburst  
 HARCK 1046-36-902-24- 911

Without Keystone and Sunburst  
 HARC 1046-36-902-24

W  
I  
N  
D  
O  
W  
  
F  
E  
A  
T  
U  
R  
E  
S



# HAAS

## DORMER PEDIMENT

### HDP



Standard Sizes

**HDP 44** Bottom Width 43-3/4"  
14/12 Pitch Height 33-1/4"  
Proj 5"

**HDP 49** Bottom Width 49"  
14/12 Pitch Height 38-1/2"  
Proj 5"

### HDPIL



### DORMER PILASTER

**HDPIL 280-6-68**


Width 6-3/4"

Height 68"

Proj 1-7/8"

**CUSTOM SIZES & SYLES  
AVAILABLE  
CONTACT US FOR A QUOTE**

**HMLD 902-5-8', 10', 12'**



**DORMER RETURN MOULDING**

## WINDOW PANELS

### HWP 100



1-1/4" Projection  
Raised Window Panel with Sill

Old Item No. HWP BS-P  
\* Custom sizes available.

Width	Part Number		
	HWP 100-13	HWP 100-18	HWP 100-26
	13" Height	18" Height	26" Height
29 5/8"	HWP 100-13-29-5/8	HWP 100-18-29-5/8	HWP 100-26-29-5/8
33 5/8"	HWP 100-13-33-5/8	HWP 100-18-33-5/8	HWP 100-26-33-5/8
36"	HWP 100-13-36	HWP 100-18-36	HWP 100-26-36
37 5/8"	HWP 100-13-37-5/8	HWP 100-18-37-5/8	HWP 100-26-37-5/8
41 5/8"	HWP 100-13-41-5/8	HWP 100-18-41-5/8	HWP 100-26-41-5/8
42"	HWP 100-13-42	HWP 100-18-42	HWP 100-26-42
44"	HWP 100-13-44	HWP 100-18-44	HWP 100-26-44
52"	HWP 100-13-52	HWP 100-18-52	HWP 100-26-52
72"	HWP 100-13-72	HWP 100-18-72	HWP 100-26-72

W  
I  
N  
D  
O  
W  
  
F  
E  
A  
T  
U  
R  
E  
S



## WINDOW PANELS

### HWP 200



1-1/4" Projection  
Raised Window Panel with Sill

Old Item No. HWP BS-RP  
\* Custom sizes available.

Width	Part Number		
	HWP 200-13	HWP 200-18	HWP 200-26
	13" Height	18" Height	26" Height
29 5/8"	HWP 200-13-29-5/8	HWP 200-18-29-5/8	HWP 200-26-29-5/8
33 5/8"	HWP 200-13-33-5/8	HWP 200-18-33-5/8	HWP 200-26-33-5/8
36"	HWP 200-13-36	HWP 200-18-36	HWP 200-26-36
37 5/8"	HWP 200-13-37-5/8	HWP 200-18-37-5/8	HWP 200-26-37-5/8
41 5/8"	HWP 200-13-41-5/8	HWP 200-18-41-5/8	HWP 200-26-41-5/8
42"	HWP 200-13-42	HWP 200-18-42	HWP 200-26-42
44"	HWP 200-13-44	HWP 200-18-44	HWP 200-26-44
52"	HWP 200-13-52	HWP 200-18-52	HWP 200-26-52
72"	HWP 200-13-72	HWP 200-18-72	HWP 200-26-72

CUSTOM WINDOW PANELS AVAILABLE



### HWP 300




1-1/2" Projection  
Raised Window Panel  
w/ 4" Flat Trim Surround

Width	Part Number		
	HWP 300-18	HWP 300-27	HWP 300-26
	18" Height	27" Height	30" Height
36"			HWP 300-30X36
45"	HWP 300-18X45		
54"			HWP 300-30X54
70"		HWP 300-27X70	
93"		HWP 300-27X93	

Old Item No. HWP BS-P  
\* Custom sizes available.

W  
I  
N  
D  
O  
W  
  
F  
E  
A  
T  
U  
R  
E  
S



# HAAS

## WINDOW HEADS

**HLS**



Louver Shutter

**HPS**



Panel Shutter



\* Custom sizes and styles available.

**HBBS**



**BOARD & BATON SHUTTER**

Part No.	Width	Height	Proj
HBBS 22x76	22"	76"	1-1/2"

\* Custom sizes and styles available.

**DOUBLE PANEL LOUVER SHUTTER**

Part No.	Width	Height	Proj
HLS 14 x 51	14"	51"	1-1/8"
HLS 14 x 63	14"	63"	1-1/8"
HLS 14 x 67	14"	67"	1-1/8"
HLS 14 x 75	14"	75"	1-1/8"
HLS 18 x 59	18"	59"	1-1/8"
HLS 18 x 64	18"	64"	1-1/8"
HLS 18 x 72	18"	72"	1-1/8"
HLS 18 x 96	18"	96"	1-1/8"
HLS 20 x 72	20"	72"	1-1/8"
HLS 20 x 96	20"	96"	1-1/8"

**SINGLE PANEL LOUVER SHUTTER**

HLS 33 x 74-1/2	33"	74-1/2"	1-1/8"
-----------------	-----	---------	--------

**DOUBLE PANEL SHUTTER**

Part No.	Width	Height	Proj
HPS 16 x71	16"	71"	1-1/8"
HPS 18 x 72	18"	72"	1-1/8"


\*All shutters sold as pairs.

W  
I  
N  
D  
O  
W  
  
F  
E  
A  
T  
U  
R  
E  
S



# HAAS

<i>Part No.</i>	<i>Page</i>	<i>Part No.</i>	<i>Page</i>	<i>Part No.</i>	<i>Page</i>
HAC 50	46	HBAL 128	17	HBALL 600-7	12, 15, 20
HAC 54	46	HBAL 130	17	HBALL 600-8	12, 15, 20
HAC 60	46	HBAL 131	10	HBALL 600-9	15, 20, 23
HAC 66	46	HBAL 132	17	HBALL 600-10	20, 23
HAC 82	47	HBAL 133	10	HBALL 600-12	23
HAC 86	47	HBAL 134	21	HBALL 601-3	8
HAC 94	47	HBAL 135	17, 21	HBALL 601-4	8
HACO 10	56	HBAL 136	10	HBALL 603-5	52
HACO 12	56	HBAL 137	10	HBALL 603-8	52
HACP 47-1/2	44	HBAL 138	10	HBAS 560-2	54
HACP 51-3/4	44	HBAL 139	6, 10	HBBS	87
HACP 55	44	HBAL 140	7	HBIP 1	55
HACP 66-1/2	44	HBAL 141	10	HBIP 2	55
HACP 75-1/2	45	HBAL 144	14	HBKT 100	34
HACP 79-1/4	45	HBAL 145	14	HBKT 101	34
HACP 83-1/4	45	HBAL 146	21	HBKT 108	34
HANC 310-6	8	HBAL 148	17	HBKT 108-1	34
HANC 310-8	15,20	HBAL 150-9	47	HBKT 111	34
HAPNP 310-6	8, 12	HBAL 151	17	HBKT 112	34
HAPNP 310-8	12, 14, 19	HBAL 152	18, 22	HBKT 118	34
HARC 900	75	HBAL 161	11	HBKT 121	34
HARC 1031	74	HBAL 162	22	HBKT 126	34
HARC 1032	74	HBAL 163	18	HBKT 133	34
HARC 1033	74	HBAL 169	7	HBKT 150-1	34
HARC 1034-1	74	HBAL 181	18	HBKT 150-1 Bip	34
HARC 1046	74	HBAL 182	7	HBKT 154	34
HARC 1104	75	HBAL 183	22	HBKT 168	34
HARC 1106	75	HBAL 184	22	HBKT 178	34
HARC 1504	75	HBAL 185	11	HBKT 179	34
HARC 1506	75	HBAL 186	11,14	HBKT 181	34
HARC 7504	75	HBAL 187	18	HBKT 220	34
HARC 7506	75	HBAL 191	7	HBKT 288	34
HARCK 901	75	HBAL 194	11,14	HBKT 288-1	34
HBAL 100	6	HBAL 196	18	HBKT 372	35
HBAL 103	6	HBAL 200	22	HBKT 400-30	35
HBAL 107	16	HBAL 201	11	HBKT 400-30-BIP	35
HBAL 109	13	HBAL 202	11	HBKT 403-12	35
HBAL 110	10	HBAL 203	7	HBKT 405-4	35
HBAL 113	13	HBAL 207	7	HBKT 405-6	35
HBAL 115	6	HBAL 341	11	HBKT 406-10	35
HBAL 118	16	HBAL 436	11	HBKT 406-15	35
HBAL 119	16	HBAL 600	7	HBKT 406-19	35
HBAL 120	16	HBAL 2033	12	HBKT 408-16	35
HBAL 121	17, 21	HBAL 2046	7	HBKT 409-8	35
HBAL 124	21	HBAL 5028	18	HBKT 409-10	35
HBAL 125	6	HBALL 600-5	8, 12, 15	HBKT 409-10-1	35
HBAL 127	6	HBALL 600-6	8, 12, 15, 20	HBKT 409-10-4	35





# HAAS

<i>Part No.</i>	<i>Page</i>	<i>Part No.</i>	<i>Page</i>	<i>Part No.</i>	<i>Page</i>
HBKT 409-24	35	HBKT 63440	38	HCNPK 304-8	32
HBKT 410-1	35	HBKT-R 409-10	38	HCNPK 304-12	32
HBKT 411-12	35	HBR 201	5	HCP 47-1/2	44
HBKT 412-14	35	HBR 203	9	HCP 51-3/4	44
HBKT 414-9	35	HBR 205	13	HCP 55	44
HBKT 414-11	36	HBR 207	15	HCP 66-1/2	44
HBKT 415-18	36	HBR 209	20	HCP 75-1/2	45
HBKT 416	36	HBR 211	5	HCP 79-1/4	45
HBKT 417-36	36	HBR 213	25	HCP 83-1/4	45
HBKT 418-36	36	HBR 215	16	HCPAN 29	54
HBKT 419-16	36	HBR 233	5	HCPK 47-1/2	44
HBKT 420-11	36	HBR 761	9	HCPK 51-3/4	44
HBKT 421-17	36	HC 50	46	HCPK 55	44
HBKT 422-11	36	HC 60	46	HCPK 66-1/2	44
HBKT 423	36	HC 66	46	HCPK 75-1/2	45
HBKT 426-24	36	HC 78	46	HCPK 79-1/4	45
HBKT 428-32	36	HC 82	47	HCPK 83-1/4	45
HBKT 430	36	HC 86	47		
HBKT 432	36	HC 94	47	HCTL 12	49
HBKT 434	36	HCAP 560-1	54	HCTL 16	49
HBKT 436-21	36	HCC	49	HCTL 18x30	49
HBKT 438-24	36	HCKK	49	HCTL 22x32	49
HBKT 488	36	HCFPNP 304-8	24	HDB 114	38
HBKT 502	36	HCFPNP 304-12	24	HDB 114-1	38
HBKT 521	36	HCK 50	46	HDB 122	38
HBKT 616	36	HCK 60	46	HDB 135	38
HBKT 617	37	HCK 66	46	HDB 214	38
HBKT 619	37	HCK 78	46	HDB 410	38
HBKT 627	37	HCK 82	47	HDB 462	38
HBKT 628	37	HCK 86	47	HDB 470-1	38
HBKT 711	37	HCK 94	47	HDB 470-2	38
HBKT 719	37	HCM 2002-14	52	HDB 470-2-LP	38
HBKT 725	37	HCM 2003-14	52	HDB 470-2-RP	38
HBKT 730	37	HCM 2024-18	52	HDB 471	38
HBKT 800	37	HCM 2024-25	52	HDB 471-1	38
HBKT 1011	37	HCM 2025-28	52	HDB 472	38
HBKT 1313	37	HCM 2026-24	52	HDB 472-1	39
HBKT 1410	37	HCM 2030-31	52	HDB 473	39
HBKT 1426	37	HCM 3324-24	52	HDB 474	39
HBKT 1616	37	HCM 5021-24	52	HDB 475	39
HBKT 1710	37	HCM 5021-31	52	HDB 475-1	39
HBKT 1810	37	HCNP 302-8	12, 14, 19	HDB 476	39
HBKT 2533	37	HCNP 302-9	14, 19	HDB 476-1	39
HBKT 7612	37	HCNP 302-10	19	HDB 477	39
HBKT 8166	37	HCNP 302-12	23	HDB 477-1	39



# HAAS

<i>Part No.</i>	<i>Page</i>	<i>Part No.</i>	<i>Page</i>	<i>Part No.</i>	<i>Page</i>
HDB 506	39	HGAB 80-8-12-3	51	HMLD 1021-16	61
HDB 510	39	HGAB 81-12-12	52	HMLD 1022-16	61
HDB 513	39	HBAB 82-12-12	52	HMLD 1023-16	61
HDB 521	39	HGD 200	51	HMLD 1024-16	61
HDB 542	40	HGD 300	51	HMLD 1025-16	61
HDB 560	40	HGD 400	51	HMLD 1026-16	61
HDB 668	40	HGL	49	HMLD 1027-16	61
HDB 700	40	HHCB	55	HMLD 1028-16	61
HDB 800	40	HHOVL	49	HMLD 1029-16	61
HDB 800 L-Pitch	40	HHOVLTK	49	HMLD 1030-16	61
HDB 800 R-Pitch	40	HHRKL	50	HMLD 1030-1-16	62
HDB 803	40	HHRL	50	HMLD 1031-16	62
HDB 820	40	HKST	76	HMLD 1031-1-16	62
HDB 900	40	HLAP	48	HMLD 1032-16	62
HDB 900-1	40	HLC	48	HMLD 1033-16	62
HDB 900-2	40	HLCM 5030-37	52	HMLD 1033-1-16	62
HDE 2	56	HLCM 5031-42	57	HMLD 1034-16	62
HDE 20	56	HLPP	48	HMLD 1034-1-16	62
HDE 21	56	HLS	87	HMLD 1035-16	62
HDKST	77	HMIS 15	56	HMLD 1036-16	62
HDL 14	49	HMLD 377-16	59	HMLD 1037-16	63
HDL 24	49	HMLD 378-16	59	HMLD 1038-16	63
HDP 44 / 49	85	HMLD 379-16	59	HMLD 1039-16	63
HDPIL 280-6-68	85	HMLD 711-10	59	HMLD 1040-16	63
HDP WG-RP	57	HMLD 900-8	59	HMLD 1041-16	63
HDS 425	57	HMLD 902-5-16	59	HMLD 1042-16	63
HDSC	48	HMLD 1000-14	59	HMLD 1042-1-16	63
HEARC 1033	75	HMLD 1001-16	59	HMLD 1043-16	63
HETL 12x24	49	HMLD 1001-1-16	59	HMLD 1044-16	63
HETL 18x30	49	HMLD 1002-16	59	HMLD 1045-16	63
		HMLD 1002-1-16	59	HMLD 1045-1-16	63
HFB 7500- 3/4"	58	HMLD 1004-16	59	HMLD 1046-16	64
HFB 1100- 1"	58	HMLD 1005-8	60	HMLD 1047/1057	64
HFB 1500- 1-1/2"	58	HMLD 1005-1-8	60	HMLD 1048-16	64
HFNC 301-4	8	HMLD 1006-16	60	HMLD 1049-16	64
HFNC 310-6	8 , 12	HMLD 1008-12	60	HMLD 1049-L-Pitch	64
HFNC 310-8	12, 15, 20	HMLD 1009-16	60	HMLD 1049-R-Pitch	64
HFNC 310-9	15, 20	HMLD 1010-12	60	HMLD 1050-16	64
HFNC 310-10	20	HMLD 1011-16	60	HMLD 1051-16	64
HFNC 310-12	23	HMLD 1012-8, 16	60	HMLD 1052-8	64
HFNCH 206-8	24	HMLD 1013-8, 16	60	HMLD 1053-8	64
HFNCH 208-12	24	HMLD 1014-8, 16	60	HMLD 1054-16	64
HFNCH 214-8	24	HMLD 1015-8, 16	60	HMLD 1055-16	64
HFNCH 216-12	24	HMLD 1016-18	60	HMLD 1056-8	64
HFPNP 304-8	24	HMLD 1018-16	60	HMLD 1057-16	64




# HAAS

<i>Part No.</i>	<i>Page</i>	<i>Part No.</i>	<i>Page</i>	<i>Part No.</i>	<i>Page</i>
HMLD 1061-16	65	HMLD 2072-16	68	HNIC 550-2	55
HMLD 1062-16	65	HMLD 2088-16	68	HNIP 3	55
HMLD 1063-16	65	HMLD 2093-12	69	HNP 300-4	8
HMLD 1064-16	65	HMLD 2093--1-12	69	HNP 300-6	8, 12
HMLD 1065-16	65	HMLD 2116-16	69	HNP 300-8	12, 14, 18
HMLD 1066-16	65	HMLD 2121-16	69	HNP 300-9	14, 18
HMLD 1067-8	65	HMLD 2122-16	69	HNP 300-10	18
HMLD 1068-16	65	HMLD 2130-8	69	HNP 300-12	23
HMLD 1069-16	65	HMLD 2134-12	69	HNP 304-10	19
HMLD 1070-16	65	HMLD 2139-12	69	HNPK 300-4	8, 28
HMLD 1070-L-Pitch	72	HMLD 2152-12	69	HNPK 300-6	8, 12, 28
HMLD 1070-R-Pitch	72	HMLD 2152A-12	69	HNPK 300-8	12, 15, 19, 28
HMLD 1071-16	66	HMLD 2152B-12	69	HNPK 300-9	15, 19, 28
HMLD 1071-9-16	66	HMLD 2157-8	69	HNPK 300-10	19, 28
HMLD 1071-11-16	66	HMLD 2162-16	69	HNPK 300-12	23, 28
HMLD 1072-16	66	HMLD 2308-12	70	HNPK 304-8	32
HMLD 1072-1-16	66	HMLD 2309-8	70	HNPK 304-12	32
HMLD 1073-16	66	HMLD 2337-16	70	HOCL	50
HMLD 1074-16	66	HMLD 2338-8	70	HPAN 12X94	54
HMLD 1075-16	66	HMLD 2366-8	70	HPAN 19X79	54
HMLD 1075-1-16	66	HMLD 2369-16	70	HPC 50	46
HMLD 1076-8	66	HMLD 2370-10	70	HPC 54	46
HMLD 1078-8	66	HMLD 2371-12	70	HPC 60	46
HMLD 1079-8	66	HMLD 2374-12	70	HPC 66	46
HMLD 1080-16	66	HMLD 2375-8	70	HPC 78	46
HMLD 1081-8	67	HMLD 2431-16	70	HPC 82	47
HMLD 1082-8	67	HMLD 2432-16	70	HPC 86	47
HMLD 1082-1-8	67	HMLD 2435-16	70	HPC 94	47
HMLD 1083-12	67	HMLD 2455-16	71	HPCP 47-1/2	44
HMLD 1085-16	67	HMLD 2497-16	71	HPCP 51-3/4	44
HMLD 1090-8	67	HMLD 2498-16	71	HPCP 55	44
HMLD 1092-16	67	HMLD 2499-12	71	HPCP 66-1/2	44
HMLD 1098-12	67	HMLD 2500-10	71	HPCP 75-1/2	45
HMLD 1101-7-16	67	HMLD 2502-16	71	HPCP 79-1/4	45
HMLD 1101-7-16R	58	HMLD 2504-8	71	HPCP 83-1/4	45
HMLD 1101-11-16	67	HMLD 2506-8	71	HPIL 160-3	45
HMLD 1101-11-16R	58	HMLD 3001-8	71	HPIL 160-4	45
HMLD 1102-16	68	HMLD 3100-16	71	HPIL 160-5	45
HNLD 1630-16	68	HMLD 4490-16	71	HPIL 160-6	45
HMLD 2019-16	68	HMLD 6425-16	71	HPIL 160-7	45
HMLD 2021-8	68	HNC 300-4	8	HPIL 160-9	45
HMLD 2027-12	68	HNC 300-6	8, 12	HPIL 161-5	45
HMLD 2032-12	68	HNC 300-8	12, 15, 20	HPIL 161-6	45
HMLD 2041-16	68	HNC 300-9	15, 20	HPIL 161-7	45
HMLD 2046-16	68	HNC 300-10	20	HPIL 162-3	45



# HAAS

<i>Part No.</i>	<i>Page</i>	<i>Part No.</i>	<i>Page</i>	<i>Part No.</i>	<i>Page</i>
HPIL 162-6	45	HPNP 307-12	23	HRK 212	28
HPIL 162-7	45	HPS	87	HRK 214	28
HPIL 162-9	45	HPSC 50	46	HRK 216	28
HPIL 260-5	47	HPSC 54	46	HRK 218	28
HPIL 260-6	47	HPSC 60	46	HRK 220	28
HPIL 260-7	47	HPSC 66	46	HRK 232	28
HPIL 260-8	47	HPSC 78	46	HRKL	50
HPIL 260-9	47, 49	HPSC 82	47	HRKS 180	28
HPIL 260-10	47, 49	HPSC 86	47	HRKS 182	28
HPIL 260-11	47, 49	HPSC 94	47	HRKS 200	28
HPIL 260-12	47, 49	HPSCP 47-1/2	44	HRKS 202	28
HPIL 261-7	47	HPSCP 51-3/4	44	HRKS 204	28
HPIL 261-8	47	HPSCP 55	44	HRKS 206	28
HPIL 261-9	47, 49	HPSCP 66-1/2	44	HRKS 210	28
HPIL 261-10	47, 49	HPSCP 75-1/2	45	HRKS 212	28
HPIL 262-5	47	HPSCP 79-1/4	45	HRKS 214	28
HPIL 262-6	47	HPSCP 83-1/4	45	HRKS 216	28
HPIL 262-7	47	HRAFT 424	41	HRKS 218	28
HPIL 262-8	47	HRAFT 460	41	HRKS 220	28
HPIL 262-9	47, 49	HRAFT 470	41	HRKS 232	28
HPIL 262-10	47, 49	HRAFT 480	41	HRKST	77
HPIL 262-11	47, 49	HRAFT 490	41	HRL	50
HPIL 262-12	47, 49	HRECTL	50	HRLFT	51
HPIL 560-22-144	54	HRHC 50	46	HRLT	51
HPIN	56	HRHC 54	46	HRLTK	51
HPIN 3	56	HRHC 60	46	HR0S 1	62
HPIN 11	56	HRHC 66	46	HR0S 2	62
HPIN 14	56	HRHC 78	46	HR0S 3	62
HPKST	77	HRHC 82	47	HR0S 5	62
HPNC 302-4	8	HRHC 86	47	HR0S 9	62
HPNC 302-6	8, 12	HRHC 94	46	HR0S 13	62
HPNC 302-8	12, 15, 20	HRHCP 47-1/2	44	HR0S 24	62
HPNC 302-9	15, 20	HRHCP 51-3/4	44	HR0S 71	62
HPNC 302-10	20	HRHCP 55	44	HSB 900	8, 12,15, 19, 23
HPNC 302-12	23	HRHCP 66-1/2	44	HSC 50	46
HPNC 302-1-6	8, 12	HRHCP 75-1/2	45	HSC 54	46
HPNC 302-1-9	15, 20	HRHCP 79-1/4	45	HSC 60	46
HPNC 302-1-11	20	HRHCP 83-1/4	45	HSC 66	46
HPNC 302-1-12	23	HRK 180	28	HSC 78	47
HPNC 302-1-16		HRK 200	28	HSC 82	47
HPNC 302-1-20		HRK 202	28	HSC 86	47
HPNP 301-8	12, 14, 19	HRK 204	28	HSC 94	47
HPNP 301-9	14, 19	HRK 206	28	HSCP 47-1/2	44
HPNP 301-10	19	HRK 206-B	32	HSCP 51-3/4	44
HPNP 301-12	23	HRK 208	28	HSCP 55	44



# HAAS

<i>Part No.</i>	<i>Page</i>	<i>Part No.</i>	<i>Page</i>
HSCP 79-1/4	45	HWH 900	78
HSCP 83-1/4	45	HWH 901	78
HSFPNP 306-8	24	HWH 902	78
HSFPNP 306-12	24	HWH 903	79
HSNP 303-8	12, 14, 19	HWH 904	79
HSNP 303-9	14, 19	HWH 905	79
HSNP 303-10	19	HWH 906	80-
HSNP 303-12	23	HWH 907	80
HSNP 309-8	14, 19	HWH 908	80
HSNP 309-12	19	HWH 909	80
		HWH 910	80
HSPAN 91X94	54	HWH 911	81
HTC 6	8, 12	HWH 911-O	81
HTC 8	12, 15, 20	HWH 912	81
HTC 9	15, 20	HWH 913	81
HTC 10	20	HWH 915	82
HTC 12	23	HWH 917	82
HTL	51	HWH 918	82
HTNP 2540-5	8	HWH 920	82
HTR 180	5	HWH 926	82
HTR 182	25	HWH 930	82
HTR 200	5	HWH 940	83
HTR 202	9	HWH 942	83
HTR 204	13	HWHK 900	78
HTR 206	15	HWHK 901	78
HTR 208	20	HWHK 902	78
HTR 210	5	HWHK 903	79
HTR 212	25	HWHK 904	79
HTR 214	16	HWHK 905	79
HTR 216	21	HWHK 906	80
HTR 218	13	HWHK 907	80
HTR 220	25	HWHK 908	80
HTR 232	5	HWHK 912	81
HTR 760	9	HWHK 913	81
HTRG 202	9	HWHK 930	82
HTRG 206	16	HWHK 940	82
HTRI 10	56	HWHK 942	82
HTRI 11	56	HWP 100	85
HURN 11 & 15	56	HWP 200	86
HURN 717	56	HWP 300	86
HURN 820	56		
HVOVL	51		
HVP 1	49		
HVP 2	49		
HVSM 1009-16	72		



Distributed by:



Your Complete Urethane Millwork Solution Provider

HAAS Architectural Millwork  
Proudly manufactured in the USA



**HAAS Architectural Millwork, Inc.**

27 Grand Street  
Red Lion, PA 17356  
Ph. (717) 246-6290  
Fax (717) 246-6291

Email: [haasmillwork@haasmillwork.com](mailto:haasmillwork@haasmillwork.com)

Website: [www.haasmillwork.com](http://www.haasmillwork.com)



HAAS Counter Top Display