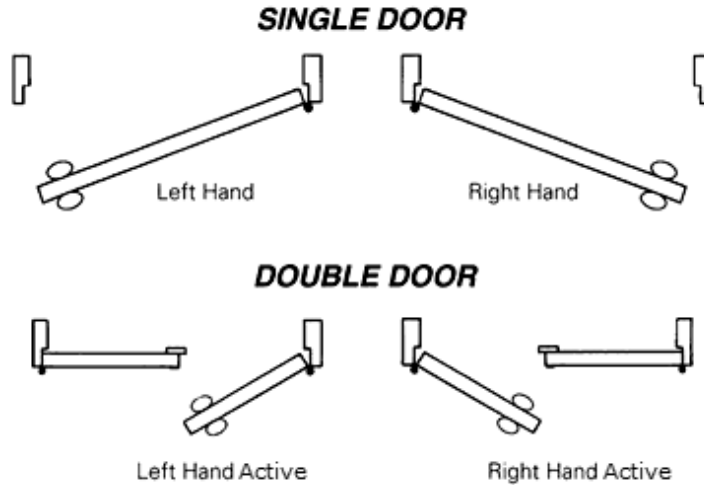


Exterior Wood Door Units

Standard Unit Specifications	
• Jamb:	Primed Pine, 5/4" x Various
• Trim:	WM180 Brick Molding, 1-1/4" x 2"
• Sill Threshold:	Adjustable Aluminum, Thermal Break
• Bore:	2-1/8" Face, 2-3/8" Backset
• Hinges:	4" Zinc Dichromate (3/door)
• Weatherstrip:	Foam Compression
• Sweep:	4 Fin Vinyl
• Handing:	<u>Must Specify</u> Left or Right

Door Handing Guide



- When the door opens toward you and the knob is on the LEFT it is a LEFT HAND opening
 - When the door opens toward you and the knob is on the RIGHT it is a RIGHT HAND opening
- This description of handing applies to all the door units we build, both inswing and outswing.**

Unit Pricing		
Base	Price of standard unit (frame only)	Page A2
+	Add cost of door(s)	Section B
+	Add cost of sidelight(s)	Page A4
+	Add cost of transom sash & frame	Page A5
+	Add cost of multipoint lock	Page A6
+/-	Adjust price for options	Page A3
=	Total Unit List Price	


Exterior Wood Door Units

Standard Door Units - Frame Only - Add Components

See Page A1 for Standard Specifications, Handing, and Unit Pricing information




		Frame				
Style A – Single		FJ	S	514S	6916S	6916FJ
Door Size	Rough Opening	4-9/16" Fingerjoint	4-9/16" Solid	5-1/4" Solid	6-9/16" Solid	6-9/16" Fingerjoint
2'8" x 6'8"	2'10-5/8" x 6'11"	155.80	238.90	289.70	319.10	194.10
3'0" x 6'8"	3'2-5/8" x 6'11"	157.70	238.90	289.70	319.10	194.10
3'0" x 7'0"	3'2-5/8" x 7'3"	344.54	239.20	532.04	478.64	291.14
3'0" x 8'0"	3'2-5/8" x 8'3"	311.84	358.80	499.34	478.64	291.14



Includes weather-stripped T-astragal

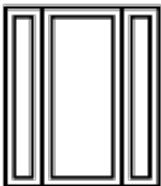
		Frame				
Style B – Double		FJBH	SBH	514SBH	6916SBH	6916FJBH
Door Size	Rough Opening	4-9/16" Fingerjoint	4-9/16" Solid	5-1/4" Solid	6-9/16" Solid	6-9/16" Fingerjoint
5'0" x 6'8"	5'3-3/8" x 6'11"*	329.80	427.20	492.70	534.90	384.90
5'4" x 6'8"	5'7-3/8" x 6'11"*	329.80	427.20	492.70	534.90	384.90
6'0" x 6'8"	6'3-3/8" x 6'11"*	329.80	427.20	492.70	534.90	384.90
6'0" x 8'0"	6'3-3/8" x 8'3"*	452.14	614.10	614.10	582.10	421.40



		Frame				
Style C - 1 Sidelight		1FJ	1S	1514S	16916S	16916FJ
Door Size	Rough Opening	4-9/16" Fingerjoint	4-9/16" Solid	5-1/4" Solid	6-9/16" Solid	6-9/16" Fingerjoint
3'0" x 6'8"	4'4-1/4" x 6'11"***	354.70	499.00	567.70	646.40	414.40
3'0" x 8'0"	4'4-1/4" x 8'3"***	624.28	999.28	987.98	967.98	612.98

Frame is same price with 10", 12", or 14" sidelight

Specify sidelight Left or Right, from the outside looking in
(.SLLJ - SDLT Lock Jamb, .SLHJ - SDLT Hinge Jamb)



		Frame				
Style D – 2 Sidelights		2FJ	2S	2514S	26916S	26916FJ
Door Size	Rough Opening	4-9/16" Fingerjoint	4-9/16" Solid	5-1/4" Solid	6-9/16" Solid	6-9/16" Fingerjoint
3'0" x 6'8"	5'5-3/4" x 6'11"***	494.00	696.80	824.10	913.90	575.40
3'0" x 8'0"	5'5-3/4" x 8'3"***	925.42	1067.20	1402.84	1392.84	884.12

Frame is same price with 10", 12", or 14" sidelights

*Rough opening includes weather-stripped T-astragal with flush bolts
→For a plain T-astragal, deduct 3/8" from rough opening width
**Rough opening includes 12" sidelights
→For each 10" sidelight, deduct 2" from rough opening width
→For each 14" sidelight, add 2" to rough opening width

Exterior Wood Door Units

EDU/DEDU

Door Unit Options

See Page A1 for Standard Specifications, Handing, and Unit Pricing information

Extension Jamb (built up)

For this jamb	Add to this Standard Unit	Singles*	Doubles
9-5/8" FJ Jamb	4-9/16" FJ Jamb	96.90	121.00
9-5/8" Solid Jamb	6-9/16" Solid Jamb	55.00	56.20
14" Solid Jamb	6-9/16" Solid Jamb	111.20	123.00
Intermediate size – rip charge (RDJE)		10.00	10.00

*Add an additional 'Singles' charge for each installed sidelight or transom

Additions to Standard Door Unit

Additions to Standard Door Unit		Singles	Doubles
Alternate Trim	Primed FJ Square Edge Casing 1"x3-1/2" (FJSEC)	28.90	38.60
Size Options	Oversize Single Unit 3'0" to 4'0" Wide	25% to 3'0"	—
	Cut Down Flush Door Height *voids warranty* (CD)	55.55	111.10
	Spread Mull, each, up to 6"	55.55	55.55
Labor/Prep Options	Deadbolt Bore (DB1, DB2)	8.00	8.00
	2-3/4" Backset (234)	8.00	8.00
	Peep Sight Bore (PHOLE)	8.00	8.00
	Hang Customer's Door *subject to approval* (CFD)	100.00	200.00
Sill Options	Outswing (includes NRP hinge)	8.75	28.90
	Bronze Oak Adjustable	22.70	44.90
	Long Sill Horns	28.00	28.00
Hinge Options	4"x4" Solid Brass (3SBHE, 3SBHEBH)	50.00	100.00
	4"x4" Bright Brass Plated (3BBHE, 3BBHEBH)	6.00	12.00
	4"x4" #26D Dull Chrome (326DHE, 326DHEBH)	6.00	12.00
	4"x4" Antique Brass (3ABHE, 3ABHEBH)	6.00	12.00
	4"x4" Colonial Bronze (3CBHE, 3CBHEBH)	6.00	12.00
	4"x4" Light Oil Bronze (3OBHE, 3OBHEBH)	6.00	12.00
	4"x4" Satin Nickel (3SNHE, 3SNHEBH)	6.00	12.00

Deductions From Standard Door Unit

Deductions From Standard Door Unit		Singles	Doubles
Standard Unit Less:	Threshold Sill (NSS, NDS)	(10.70)	(22.00)
	Weatherstrip (NWS, NWSBH)	(5.30)	(8.00)
	FJ Brick Molding (NFJB)	(20.70)	(26.00)
	Solid Brick Molding (NSB)	(44.30)	(53.10)
	Weather-stripped T-astragal (NT)	—	(86.50)

Other Components

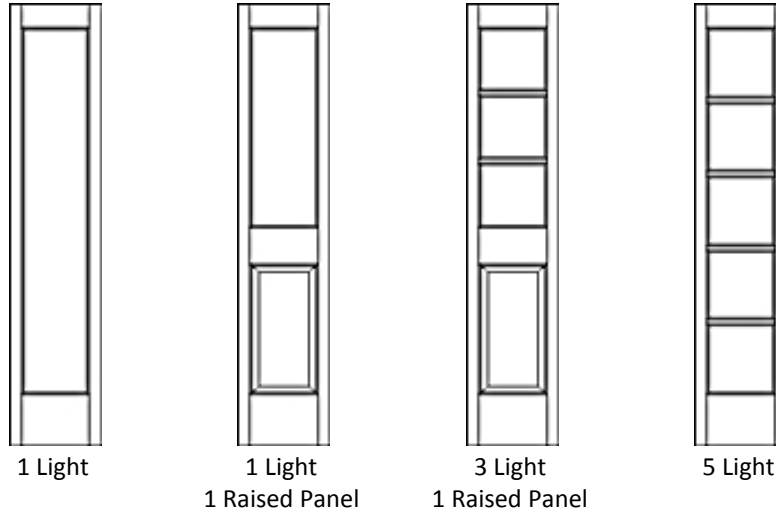
Exterior Wood Doors	Section B
Sidelights	Page A4
Transoms	Page A5
Multipoint Locks	Page A6



Effective 02/01/15
Cancels 02/01/11

Entrance Sidelights

DFE/HSL/GR




Buffelen Sidelights

Pine Sidelights	Size	Item #	List
5 Light Single Glazed	12" x 1-3/8"	125T	217.42

"Energy Guard" Fir Sidelights	Size	Item #	List
1 Light IG (9-3/4" Bottom Rail)	12" x 1-3/4"	EG4701	358.60
1 Light IG / Raised Panel	12" x 1-3/4"	EG4702	379.88
3 Light IG True Divided Light / Raised Panel	12" x 1-3/4"	EG4703	397.58
5 Light IG True Divided Light	12" x 1-3/4"	EG4705	423.44

Transom Sash & Frames

HTR



Transom Sash Only

1-3/8" Pine Transom Glazed with 7/16" Insulated Glass

Door Size	Sash Width	10" Height		12" Height		12" Height GBG	
		Item #	List	Item #	List	Item #	List
2'8"	32"	Special	Please Call	3212	120.75	3212 GBG	132.00
3'0"	36"	3610	120.60	3612	133.50	3612 GBG	144.75
5'0"	60-1/2"	6010	190.62	6012	201.60	6012 GBG	232.50
1'0"/3'0"/1'0"	63-1/2"	Special	Please Call	6312	222.75	6312 GBG	235.50
5'4"	64-1/2"	6410	202.29	N/A	—	N/A	—
1'2"/3'0"/1'2"	67-1/2"	Special	Please Call	6712	235.50	6712 GBG	263.64
6'0"	72-1/2"	7210	225.60	7212	248.25	7212 GBG	276.36
6'0" HPD	73-1/2"	7310	231.45	Special	Please Call	N/A	—

Grille Bars

10" division bar (5-7/8" O.A.)	10BAR	3.50
12" division bar (8" O.A.)	12BAR8	3.50

Shaded Items = Special Order

1-3/8" PVC Transom Glazed with 3/4" Insulated Glass

Door Size	Sash Width	1-Lite 12" Height		7/8" Flat White GBG 12" Height	
		Item #	List	Item #	List
3'0"	36"	3612PVC	103.50	3612PVCGBG	110.40
1'0"/3'0"/1'0"	63-1/2"	6312PVC	171.60	6312PVCGBG	192.60

Other sizes available by special order--please call for prices

Transom Sash Installed in a Unit

Add Sash Price and Framing Charge to Standard Door Unit List

Framing Charge

	Pine		DuraFrame	DuraTech
	Fingerjoint	Solid	White	White
4-9/16" Jamb	135.30	212.10	195.40	250.50
6-9/16" Jamb	194.00	295.80	250.00	313.00



Effective 03/01/17
Cancels 09/08/14

Multipoint Locking System

HAR



MPLS3 Three-Point Locking System

Stainless steel locking systems provide maximum security and weather-strip compression

- All Stainless Steel Construction
- Available in 45mm backset
- 16mm euro groove
- 1" Deadbolt throw
- 6'-8" and trimable 8'-0" sizes
- Non-handed anti-slam/anti-mishandling feature
- Accepts handle sets with 3.62" (92mm) hole spacing(center of spindle to cover of key cylinder)
- Lock tongues work in opposing directions for maximum security and weatherstrip compression.
- Screw supports prevent face bar from flexing during installation, encouraging smooth operation.
- Force resistant
- Corrosion resistant
- 10 year limited warranty
- Euro Cylinder/U.S. adaptor



Description	Item #	List
Construction Handle	CHANDLE	16.58
Latch Assembly 6'8" Height, Installed	MPLS68LATCH	858.20
Latch Assembly 8'0" Height, Installed	MPLS80LATCH	906.24

All Latch Assemblies include your choice of handle:

Lock Trim Regency LH Brushed Nickel	MPLSTRIMLHBN
Lock Trim Regency RH Brushed Nickel	MPLSTRIMRHBN
Lock Trim Regency LH Oil Rubbed Bronze	MPLSTRIMLHORB
Lock Trim Regency RH Oil Rubbed Bronze	MPLSTRIMRHORB



Effective 10/10/14
Cancels 04/01/12

Exterior Door Frames & Components

JBEX

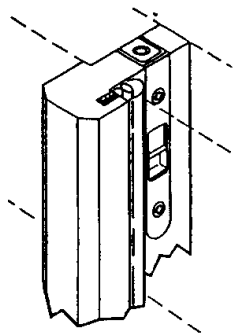
Exterior Door Frames - Knocked Down

5/4" Rabbeted Jambs • 1-1/4 x 2" Brick Molding • No Sill

Door Size	4-9/16" Solid	4-9/16" FJ	5-1/4" Solid	6-9/16" Solid	6-9/16" FJ
2'8" x 6'8"	149.60 (28458SSET)	73.92 (28458FJSET)	—	—	—
3'0" x 6'8"	149.60 (30458SSET)	73.92 (30458FJSET)	207.92 (30514SSET)	214.88 (306916SSET)	—
3'0" x 7'0"	165.44 (307456SSET)	—	—	—	—
6'8" Side Jambs Only	84.84/pair	42.66/pair	—	139.26/pair	67.08/pair

T-Astragals

Weather-stripped • w/ Flush Bolts • For 1-3/4" Doors



Door Height	Pine		Fir		Oak	
	Item #	List	Item #	List	Item #	List
6'8"	68TAEQ	89.76	68TAEF	158.52	68TAEQ	158.52
7'0"	70TAEQ	91.34	—		—	
8'0"	80TAEQ	95.10	80TAEF	188.52	—	

Compression Weatherstrip Set	Single Door	7.00
	Double Door	10.50

Vinyl Door Sweep (4 fin, brown)	2'8" Width	4.90
	3'0" Width	5.08



Door Sills & Sill Pans

JBEX

Aluminum Threshold Sills

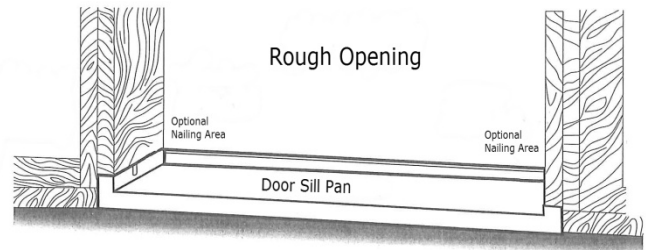
- 4-5/8" with 2" horns
- Thermal Break

Size	Inswing - Adjustable Oak Riser		Outswing - Fixed	
	Item #	List	Item #	List
2'8" (32-3/16")	32OAKADJ	43.16	321600458	41.16
3'0" (36-3/16")	36OAKADJ	43.16	361600458	41.70
6'0" (73-1/8")	72OAKADJ	92.60	721600458	88.38
2" Extender for 3'0"	EE36	13.54	EE36	13.54
2" Extender for 6'0"	A112C	31.64	A112C	31.64

SILLPAN

Door Sill Pans

- Reduces risk of water damage to interior carpets and hardwood floors.
- Reduces time required to install door.
- Increases performance of the sill.
- One piece construction on most models.
- Works on conventional framing (2x4 & 2x6)
- Easy and fast to install.



Size	Unit	4-9/16" Jamb		6-9/16" Jamb	
		Item #	List	Item #	List
33-3/4"	2'8" Single	SP33754	21.02	SP33756	26.12
37-3/4"	3'0" Single	SP37754	22.68	SP37756	26.86
50-1/4"	4'0" Bihung	SP5025C4	19.42	SP5025C6	24.28
62-1/4"	5'0" Bihung	SP62254	27.12	—	—
66-1/4"	5'4" Bihung	SP66254	28.82	SP66256	36.88
74-1/4"	6'0" Bihung	SP74254	30.26	SP74256	38.60
63-1/4"	5'0" Patio	SP6325C4	29.26	—	—
64-3/4"	1'0"/3'0"/1'0"	SP6475C4	29.26	SP6475C6	38.70
72"	Adjustable w/ sealant	SPADJ4	60.64	SPADJ6	61.80

Less 5% on full cartons	
2'8" & 3'0"	20 per carton
All others	10 per carton