

Regis Aluminum Fencing

3-Rail w/ Spear Points Style #3131 48" Tall


Please refer to product brochure for the many special order options available!

Screwless System – In Stock for Immediate Shipment

	Item #	List
6' Section-Assembled. Rails 1-1/8" x 1", Pickets 5/8" x 5/8". Order posts below.		
6' section with spear (black). Can be racked 20" per section.	3131SECT	83.58

Posts: 2" x 2" x .060" wall. Order cap separately.		
2" x 2" x 6-1/2' Line Post (joins 2 sections in a straight line)	3131LP	19.80
2" x 2" x 6-1/2' Corner Post (joins 2 sections at a 90 degree corner)	3131CP	19.80
2" x 2" x 6-1/2' End Post (goes on the end of a section)	3131EP	19.80
2" x 2" x 6-1/2' Blank Post (use in special situations with wall or swivel mounts)	POST	18.19
2" Flat Cap	CAP	2.56
2" Post Mount (for mounting to a horizontal flat surface) with Flair Cover	MOUNTFLY	25.91
Wall Mount (to attach a section to a vertical surface)	WALL	4.43
Swivel Mount	SWIVEL	8.68

U-Frame Walk Gates and Hardware.		
48" W x 48" T Gate Only	3131GATE	204.56
Black Magna Latch	LATCH	86.88
Cane Bolt	CANE	72.68
Black Tru-Close Hinge Set	HINGE	82.21
77" Stiffener (insert in end posts on both sides of a gate)	STIFF	32.12



FENCE SPECIFICATIONS

Heights: 36", 42", 48", and 60"

Section Length: 6' Centers

Optional Finials: Triad or Quad

Standard Posts: 2" x 2" (.060")

Heavy Duty Posts: 2" x 2" (.090")

Gate Posts: 2" x 2" (.060") w/Inserts = .310" wall, 2" x 2" (.090") w/Inserts = .270" Wall, 4" x 4" (.125"), and 6" x 6" (.185")

Post Caps: 2", 4" or 6" Flat (standard); 2" or 4" Ball (optional)

Rails: 1 1/8" (.065") w x 1" (.085") h

Pickets: 5/8" x 5/8" (.045")

Picket Spacing: 3.792" Between Pickets

Section Options: Concave Sections, Convex Sections, Ring Kit, Short Picket Option

Racking: Standard Section Racks 20" in a 6' Section

Warranty: Lifetime Limited Warranty



Effective 02/01/15

Cancels 10/01/14

Regis Aluminum Fencing

2-Rail Flat Top Style #3220 48" Tall

Please refer to product brochure for the many special order options available!


Screwless System – In Stock for Immediate Shipment

Pool Code compliant in many areas. Check your local code!

	Item #	List
6' Section-Assembled. Rails 1-1/8" x 1", Pickets 5/8" x 5/8". Order posts below.		
6' section (black). Can be racked 20" per section.	3220SECT	70.04

Posts: 2" x 2" x .060" wall. Order cap separately.		
2" x 2" x 6-1/2' Line Post (joins 2 sections in a straight line)	3220LP	19.80
2" x 2" x 6-1/2' Corner Post (joins 2 sections at a 90 degree corner)	3220CP	19.80
2" x 2" x 6-1/2' End Post (goes on the end of a section)	3220EP	19.80
2" x 2" x 6-1/2' Blank Post	POST	18.19
2" Flat Cap	CAP	2.56
2" Post Mount (for mounting to a horizontal flat surface) with Flair Cover	MOUNTFLY	25.91
Wall Mount (to attach a section to a vertical surface)	WALL	4.43
Swivel Mount	SWIVEL	8.68

U-Frame Walk Gates and Hardware.		
48" W x 48" T Gate Only	3220GATE	171.20
Black Magna Latch	LATCH	86.88
Cane Bolt	CANE	72.68
Black Tru-Close Hinge Set	HINGE	82.21
77" Stiffener (insert in end posts on both sides of a gate)	STIFF	32.12



FENCE SPECIFICATIONS

Height: 48"
Section Length: 6' Centers
Standard Posts: 2" x 2" (.060")
Heavy Duty Posts: 2" x 2" (.090")
Gate Posts: 2" x 2" (.060")
 w/Inserts = .310" wall, 2" x 2" (.090") w/Inserts = .270" Wall, 4" x 4" (.125"), and 6" x 6" (.185")
Post Caps: 2", 4" or 6" Flat (standard); 2" or 4" Ball (optional)
Rails: 1 1/8" (.065") w x 1" (.085") h
Pickets: 5/8" x 5/8" (.045")
Picket Spacing: 3.792" Between Pickets
Racking: Standard Section Racks 20" in a 6' Section
Warranty: Lifetime Limited Warranty



Effective 02/01/15
Cancels 10/01/14

Regis Aluminum Fencing

FENCE

3-Rail Flat Top

Style #3230

48" Tall


Please refer to product brochure for the many special order options available!

Screwless System – In Stock for Immediate Shipment

	Item #	List
6' Section-Assembled. Rails 1-1/8" x 1", Pickets 5/8" x 5/8". Order posts below.		
6' section (black). Can be racked 20" per section.	3230SECT	80.09

Posts: 2" x 2" x .060" wall. Order cap separately.		
2" x 2" x 6-1/2' Line Post (joins 2 sections in a straight line)	3230LP	19.80
2" x 2" x 6-1/2' Corner Post (joins 2 sections at a 90 degree corner)	3230CP	19.80
2" x 2" x 6-1/2' End Post (goes on the end of a section)	3230EP	19.80
2" x 2" x 6-1/2' Blank Post (use in special situations with wall or swivel mounts)	POST	18.19
2" Flat Cap	CAP	2.56
2" Post Mount (for mounting to a horizontal flat surface) with Flair Cover	MOUNTFLY	25.91
Wall Mount (to attach a section to a vertical surface)	WALL	4.43
Swivel Mount	SWIVEL	8.68

U-Frame Walk Gates and Hardware.		
48" W x 48" T Gate Only	3230GATE	195.84
Black Magna Latch	LATCH	86.88
Cane Bolt	CANE	72.68
Black Tru-Close Hinge Set	HINGE	82.21
77" Stiffener (insert in end posts on both sides of a gate)	STIFF	32.12



FENCE SPECIFICATIONS

Heights: 36", 42", 48", 55"* and 60"

Section Length: 6' Centers

Standard Posts: 2" x 2" (.060")

Heavy Duty Posts: 2" x 2" (.090")

Gate Posts: 2" x 2" (.060")

w/Inserts = .310" wall, 2" x 2" (.090") w/Inserts = .270" Wall, 4" x 4" (.125"), and 6" x 6" (.185")

Post Caps: 2", 4" or 6" Flat (standard); 2" or 4" Ball (optional)

Rails: 1 1/8" (.065") w x 1" (.085") h

Pickets: 5/8" x 5/8" (.045")

Picket Spacing: 3.792" Between Pickets

Section Options: Ring Kit, Short Picket Option

Racking: Standard Section Racks 20" in a 6' Section

Warranty: Lifetime Limited Warranty



Effective 02/01/15

Cancels 10/01/14

Regis Aluminum Fencing

3-Rail Flat Top w/ Alternating Spear Points Style #3233 48" Tall


Please refer to product brochure for the many special order options available!

Screwless System – In Stock for Immediate Shipment

	Item #	List
6' Section-Assembled. Rails 1-1/8" x 1", Pickets 5/8" x 5/8". Order posts below.		
6' section w/ spear (black). Can be racked 20" per section.	3233SECT	81.25

Posts: 2" x 2" x .060" wall. Order cap separately.		
2" x 2" x 6-1/2' Line Post (joins 2 sections in a straight line)	3233LP	19.80
2" x 2" x 6-1/2' Corner Post (joins 2 sections at a 90 degree corner)	3233CP	19.80
2" x 2" x 6-1/2' End Post (goes on the end of a section)	3233EP	19.80
2" x 2" x 6-1/2' Blank Post (use in special situations with wall or swivel mounts)	POST	18.19
2" Flat Cap	CAP	2.56
2" Post Mount (for mounting to a horizontal flat surface) with Flair Cover	MOUNTFLY	25.91
Wall Mount (to attach a section to a vertical surface)	WALL	4.43
Swivel Mount	SWIVEL	8.68

U-Frame Walk Gates and Hardware.		
48" W x 48" T Gate Only	3233GATE	199.88
Black Magna Latch	LATCH	86.88
Cane Bolt	CANE	72.68
Black Tru-Close Hinge Set	HINGE	82.21
77" Stiffener (insert in end posts on both sides of a gate)	STIFF	32.12



FENCE SPECIFICATIONS

Heights: 36", 42", 48", 55"* and 60"
Section Length: 6' Centers
Optional Finials: Triad or Quad
Standard Posts: 2" x 2" (.060")
Heavy Duty Posts: 2" x 2" (.090")
Gate Posts: 2" x 2" (.060") w/Inserts = .310" wall, 2" x 2" (.090") w/Inserts = .270" Wall, 4" x 4" (.125"), and 6" x 6" (.185")
Post Caps: 2", 4" or 6" Flat (standard); 2" or 4" Ball (optional)
Rails: 1 1/8" (.065") w x 1" (.085") h
Pickets: 5/8" x 5/8" (.045")
Picket Spacing: 3.792" Between Pickets
Section Options: Short Picket Option
Racking: Standard Section Racks 20" in a 6' Section
Warranty: [Lifetime Limited Warranty](#)



Effective 02/01/15
Cancels 10/01/14