

ph 800.732.7699 • fax 507.732.7837



www.customiron.com

Custom Iron's award-winning design team and metalsmiths build the functional and beautiful selection of metal products that appear in our spiral stairs and our metal railing systems. Our talent and experience enables us to diversify our product line to include a variety of creative metal products for commercial and residential use.

Find the custom made continuous welded rail you are looking for. Add Custom Iron's distinctive Juliet Balcony Rail to your floorplan. Create a unique wine rack door or entry door guard. Grace your home with metalwork etageres, drapery rods, custom fabricated door pulls, or garden ornaments of your design or ours.

The styles and themes of your custom stair railing can be carried throughout the project, both indoors and out. If you like the ornamental metalwork of your stair



CUSTOM IRON CREATIVE METAL

railings, why not use it in the great room's fireplace surround? How about an outdoor entry gate that mirrors the decorative panel in the balcony over your foyer?

Explore the creative possibilities of metal with the metal experts. Custom and creative metal is what we do at Custom Iron.



BALCONIES

Step into the romance of a Juliet balcony surrounded by Custom Iron's creative metalwork. Using panels or balusters or some combination of both, each Juliet balcony railing is custom designed and fabricated for installation. Shown on this page, Juliet balcony railings comprised of custom balusters (top), baluster (10233), or custom welded rail.



ph 800.732.7699 • fax 507.732.7837





www.customiron.com

GATES & GARDENS

ph 800.732.7699 • fax 507.732.7837



www.customiron.com



Doors and door guards

Is there a theme or motif that should be announced at the home entrance? A custom door or door guard gives immediate design impact.

Gates & Gardens



Create instant “curb appeal” with a dramatic metal gate. At the drive entrance or fence line, in urban or rural settings, a decorative metal gate blends form and function in a distinct design statement. The gates shown on this page are examples of metal gates that have been collaboratively designed, custom engineered, and precisely fabricated for each installation.

The garden ornament shown here will add a visual element all will enjoy. The metal will get naturally rustic with time.

CREATIVE METAL

Using wire cable, laser cut panels, laminated glass, and other unique materials, Custom Iron's creative metalwork is distinguished by advanced engineering and quality fabrication. Working with the best architects and designers, we build stunning stair and balcony railings for both residential and commercial applications.

Exact engineering and fabrication are a necessity when creating welded railings. Each installation dictates a completely customized set of stair and balcony metalwork. The result is a harmonious solidity that will endure a lifetime of use.



ph 800.732.7699 • fax 507.732.7837



www.customiron.com

ALUMA-WOOD

ph 800.732.7699 • fax 507.732.7837



www.customiron.com



Custom Iron now offers an alternative exterior product for an excellent value. This heavy aluminum product is available for level and stair rail. Ideal for large quantity needs, Aluma-wood is suitable for commercial or residential projects.

Available in black or white, with custom color options for an additional cost, this aluminum rail has a heavy polyester powder coat finish. It is guaranteed never to rust or rot and is very easy to install.

Load testing engineering specs available on request.



Top photo:
Aluma-Wood Handrail level rail with vari-angle step rail, using ball cap post.

Bottom photo:
Aluma-Wood Handrail with white high-gloss polyester powder coated finish. Shown with 3" railcap and 1 x 1" square balusters.

Inset photo of standard pyramid rail cap.

ALUMA-WOOD

Aluma-wood is ideal for the do-it-yourselfer or the installation contractor looking for a new product offering. Aluma-wood is available with heavy duty surface mount plates or core drilled mounts for penetrating the concrete deck surface.

Top photo:
Aluma-Wood Handrail with 2" rail with 3/4" square balusters.

Inset photo of colonial ball top, machine-turned from solid aluminum.

Bottom photo:
Aluma-Wood Handrail incorporates both level and vari-angle rail and utilizes Loop-a-lug (photo inset) column attachment brackets.

Posts available in colonial ball top (as shown) and standard pyramid cap.



ph 800.732.7699 • fax 507.732.7837



www.customiron.com

CREATIVE METAL

The tradition continues

ph 800.732.7699 • fax 507.732.7837



www.customiron.com



Custom Iron continues the tradition of quality forged metalwork for your home with this expanded offering of designs. The possibilities are endless for just the effect you want.

You'll make a grand entrance in your home with one of these hand-forged works of art. Sweeping lines, intricate floral ornaments, and dramatic scrollwork will make a statement. Continue the tradition.

Top design:
Waterford
Model #1019.2

Bottom design:
Barbados
Model #1003.2



CREATIVE METAL

Top design:
Piedmont Crest
Model #1001.3

Bottom design:
Palazzo
Model #1005.2



ph 800.732.7699 • fax 507.732.7837




www.customiron.com

CREATIVE METAL

ph 800.732.7699 • fax 507.732.7837



www.customiron.com



Top design:
Antiem Path
Model #1006.2
Bottom design:
Tiburon
Model #1016.4



CREATIVE METAL

Top design:
Coronado
Model #1014.3

Bottom design:
Seville
Model #1017.4



ph 800.732.7699 • fax 507.732.7837



www.customiron.com