
Cellwood® Shutter Collection

Your home is your own personal retreat.

Wrap it in the beauty and elegance of the Cellwood shutter collection.

Quality Shutters for Any Home

Our high-quality shutters are built to look as good as your home — whether it's brick, stone, vinyl siding, stucco or wood.

Virtually Maintenance-Free

Cellwood shutters retain their high quality and vibrant color through the life of your home and are virtually maintenance-free. We achieve this tremendous quality through our use of advanced UV stabilizers and a tough acrylic coating, which minimize the effects of sun, rain and wind.

Industry Leading Warranty

All of our high-quality shutters are built to last a lifetime. Cellwood shutters will not split, crack, or peel. In fact, we feel so strongly about our quality that we will offer a Limited Lifetime Warranty on all of our shutters.

A Style & Color for You

Our two elegant panel styles create the perfect fit for your home. Cellwood offers classic styles like the louvered design, as well as the raised panel design. Our shutters are available in 17 classic colors, factory finished to ensure quality and consistency. And when styles change they can also be painted with high-quality latex paint. Cellwood's durable design allows you to repaint the shutters over again.

Variety of Sizes to Fit your Windows

Cellwood shutters come in a wide variety of standard heights and widths to fit virtually any window. If one of our many standard sizes will not work, we can custom-make virtually any length to meet your needs.



*Shutter Color Selection and Styles**



Raised Panel Shutters

Raised panel shutters offer the unique, turn-of-the-century look of the grand homes of the South, but with a contemporary richness and style. Their simple lines create a striking profile to your home that is reminiscent of our early American heritage.



Raised Panel Shutter
with Arched Tops

Louvered Shutters

Nothing gives your home a classic look like louvered shutters. Steeped in the traditions of American history, our elegant louvered shutters provide the perfect finishing touch to your home by capturing the rich natural woodgrain texture of real wood shutters.



Louvered Shutter
with Arched Tops

Cellwood® Shutter Collection

Cellwood makes it easy to achieve the look you want with our top quality shutters.

You choose the color, style and size you want, and we'll take care of the rest

It's as easy as 1,2,3.

Simple to Buy

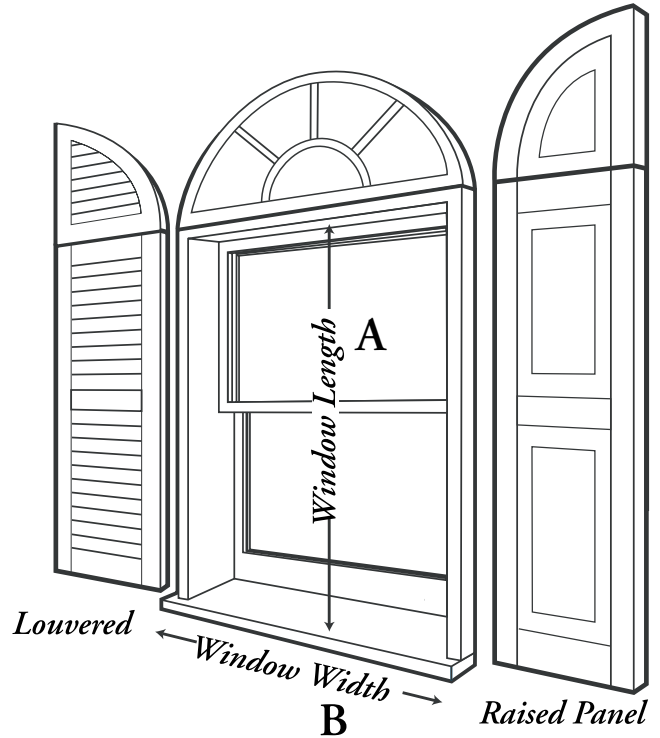
Choosing the right Cellwood shutter for your home is as easy as 1,2,3:

- 1 Select the color that complements your home's exterior.
- 2 Choose the style that best suits your personality. Add arch top or transom top extensions for added height and elegance.
- 3 Determine the size that fits your windows by measuring the Length (A) and Width (B). Use the chart below to determine the correct shutter size you need.

Raised Panel or Louvered Arch Tops can be added to circle top windows over 15" standard shutters. The Raised Panel Transom Top can be used over 15" standard shutters to accent a transom window.

Custom Built-to-Order Program

You can customize any of our Cellwood shutters for a perfect fit to your home. With the Cellwood Built-to-Order Program, we can make virtually all of our shutters to perfectly fit your home. Custom sizes are available, in any length from 18"-96" (in 1" increments). You can even mix and match custom and standard size shutters on the same home.



Find your window size — Find the perfect shutter pair.

		Window Length (A)														
		25"-29"	30"-33"	34"-36"	37"-40"	41"-44"	45"-48"	49"-52"	53"-56"	57"-60"	61"-64"	65"-68"	69"-72"	73"-77"	78"-82"	83"-96"
Window Width (B)	24" or less	9"x 25"*	9"x 31"*	9"x 35"*	9"x 39"*	9"x 43"*	9"x 47"*	9"x 51"*	9"x 55"*	9"x 59"*	9"x 63"*	9"x 67"* **	9"x 71"*	9"x 75"*	9"x 81"*	9"x 83" - 96"*
	24" - 26"	12"x 27"*	12"x 31"	12"x 35"	12"x 39"	12"x 43"	12"x 47"	12"x 51"	12"x 55"	12"x 59"	12"x 63"	12"x 67"* **	12"x 71"	n/a	n/a	12"x 83" - 96"
	36" or more	15"x 25"*	15"x 31"	15"x 35"	15"x 39"	15"x 43"	15"x 47"	15"x 51"	15"x 55"	15"x 59"	15"x 63"	15"x 67"* **	15"x 71"	15"x 75"	15"x 81"	15"x 83" - 96"

Cellwood standard shutters are 12" and 15" wide

*Available in Louvered style only

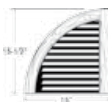
** Available in Cottage Style

Arch and Transom Tops are available in 15" widths only


Sizes shaded in yellow are custom orders



Transom Top (Raised Panel)



Arch Top (Louvered)



Arch Top (Raised Panel)



Standard Style (Louvered)



Standard Style (Raised Panel)



Cottage Style

The Cellwood® Promise

Quality Assurance

Our mounting blocks are built to withstand the toughest weather and retain their color and beauty over the life of your home. They will not chip, crack or split. All of our mounting blocks are backed by our limited lifetime warranty.



Simple to Install

Select Cellwood products have a two-piece design that easily adjusts from ¾" to 1¼". This feature allows for easy installation over many siding choices, including insulated vinyl siding.



A Perfect Color Match

Our mounting blocks are available in all Cellwood vinyl siding colors.



CELLWOOD® DESIGNER ACCENTS

MANUFACTURING PHYSICALS

1. Shutters – Raised panel, open louvered in standard and custom sizes (high-density copolymers)
2. Decorative gable vents – round, octagonal, half-round, rectangular, square, round-top (high-density copolymers)
3. Dryer and exhaust vents and mounting blocks – (high-density copolymers)
4. Door surround systems – (polystyrene)
5. Classic mantel system – (polystyrene)
6. Window mantels – 36", 40", 44" (polystyrene)
7. 4 ½" dentil molding – (PVC)

MATERIAL

Window mantels, pilasters, door surrounds and classic mantels are made from polystyrene. Raised panel and open louvered shutters are manufactured from high-density copolymers with a baked-on acrylic finish. Dryer and exhaust vents, mounting blocks and gable vents are made from high-density copolymers by an injection-molded process. Dentil molding is made from polyvinyl chloride compounds as defined in ASTM D-3679, Standard specification for PVC Siding.

PRODUCT DESIGN

Designer accents are designed for use in residential and light commercial applications. Door surround systems include pilasters, pediments, mantels and mantel overlays. System components may be trimmed to fit most applications, and mantels may be extended in length using the keystone for wider doorway applications. Window mantels include plains and dentil styles to accent tops of windows. For garage door areas, use a classic mantel which is produced in 120" lengths. Dryer vents and fixture mounts are a two-or-three-piece design for simple installation. The dryer and exhaust vents have a protective grate to deter small animals, while the mounting blocks provide a mounting surface for outdoor lighting, receptacle and plumbing fixtures. Gable vents are produced in six different shapes and are appropriate for use on any exterior, including brick. Dentil molding can be used to add trim design to roof lines and fascia areas. Raised panel and open louvered shutters are made available to accent windows. Raised panel and open louvered styles are available in cottage style. Shutters are available in standard nominal 12" and 15" widths and in custom sizes: 9" (open louvered only), 12" and 15" widths in lengths from 18" to 96", sized in one-inch increments. All can be painted to a custom color.

WARRANTY

Cellwood® products have Cellwood's Limited Lifetime Warranty that is backed by Mastic Home Exteriors, Inc. Consult the actual product warranty for complete coverage details.



www.cellwood.com
2600 Grand Blvd., Suite 900
Kansas City, MO 64108
800-335-6701

Ply Gem and Cellwood are trademarks of Ply Gem, Inc. and/or its subsidiaries. 4401084121101 BC/CG/06.11



Windows Siding Stone Veneer Fence+Rail Designer Accents plygem.com