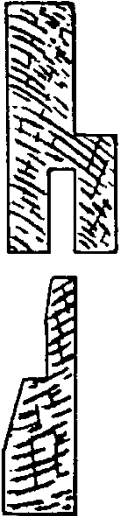


Interior Door Units


Specification Sheet

COMPLETELY ASSEMBLED WITH TWO PIECE ADJUSTABLE JAMB



SPLIT JAMB DATA

- 3-5/8 (A/B) - 3-1/4" to 4"
- 4-5/8 (A/C) - 4-1/4" to 4-7/8"
- 5-1/4 (A/D) - 5" to 5-1/4"
- 6-5/8 (A/E) - 6-1/16" to 6-3/4"



LEFT
HAND

RIGHT
HAND

SPECIFY LEFT OR RIGHT HAND

- When the door opens toward you and the knob is on the LEFT it is a LEFT HAND opening.
- When the door opens towards you and the knob is on the RIGHT it is a RIGHT HAND opening.

WHEN ORDERING PLEASE SPECIFY:

1. Door - Single or Double
2. Left or Right Hand
3. Type of Lockset Bore
4. Adjustable or 1-Piece Flat Jamb
5. Clear or Finger Joint Jamb and Casing
6. Casing Selection

Note: Strike is 2-1/4" x 1-3/16"

Rough opening should be door slab width plus 2-1/2" and door slab height plus 2-1/2"

Interior Door Units

PREHUNG DOOR UNITS

4-5/8" Finger-Joint Primed 2 Piece Adjustable Jambs

3 Dull Brass Butts Installed

NO CASING

SPECIFY: RH or LH, Type of Casing, Type of Bore

PINE DOOR UNITS

Size	6 Panel WP66R	4 Panel ND44R	Primed Louver/Louver ND730	French P1510/1515
1'0" to 1'4" x 6'8"	235.80	—	214.40	—
1'6" x 6'8"	235.80	235.80	186.10	—
1'8" x 6'8"	253.60	253.60	234.20	—
2'0" x 6'8"	261.80	261.80	210.20	282.10
2'4" x 6'8"	288.60	288.60	227.10	—
2'6" x 6'8"	288.60	288.60	233.80	322.80
2'8" x 6'8"	304.80	304.80	243.40	339.00
3'0" x 6'8"	322.80	322.80	259.60	339.00

FIR DOOR UNITS

Size	6 Panel F-66	5 Panel F-55	2 Panel F-82	French F1510/1515
1'0" to 1'4" x 6'8"	361.90	372.50	—	—
1'6" x 6'8"	361.90	372.50	405.90	—
1'8" x 6'8"	361.90	—	—	—
2'0" x 6'8"	374.20	385.90	425.80	309.80
2'4" x 6'8"	380.30	392.60	449.10	—
2'6" x 6'8"	380.30	392.60	449.10	333.70
2'8" x 6'8"	380.30	392.60	449.10	361.70
3'0" x 6'8"	383.40	399.20	472.50	361.70

For 2-1/4" F.J. Casing ADD 24.50

For 2-1/4" Clear Casing ADD 33.70



Effective 06/22/11

Cancels 09/01/08

Interior Door Units

PREHUNG DOOR UNITS

4-5/8" Finger Joint Primed 2 Piece Adjustable Jambs

3 Dull Brass Butts Installed

NO CASING

SPECIFY: RH or LH, Type of Casing, Type of Bore

FLUSH DOOR UNITS

Size	Primed Hollow Core Hardboard	Hollow Core Lauan	Hollow Core Birch	Particle Core Lauan	Particle Core Birch	Wood Core Birch
1'0" to 1'4" x 6'8"	75.00	89.90	104.60	—	—	—
1'6" x 6'8"	75.00	89.90	104.60	—	164.50	—
1'8" x 6'8"	—	92.80	106.50	—	—	—
2'0" x 6'8"	89.50	92.80	106.50	—	164.50	247.30
2'4" x 6'8"	92.20	98.70	110.50	—	170.40	253.30
2'6" x 6'8"	93.20	98.70	112.00	158.60	170.40	253.30
2'8" x 6'8"	94.70	101.60	115.20	164.50	176.40	259.20
3'0" x 6'8"	97.10	104.60	117.90	167.50	179.30	262.10

MOULDED DOOR UNITS

Old Name	Colonist Textured	Colonist Textured	Colonist Smooth	Full-Solid Colonist Smooth	Carrara Smooth	Caiman Smooth	Classique Textured	Cashal Smooth
New Name	6 Panel Sq TX Fiber Stiles	6 Panel Sq TX Wood Stiles	6 Panel Square Smooth	Solid 6 Panel Square Smooth	2 Panel Square Smooth	2 Panel Roman Smooth	2 Panel Arch Top Textured	2 Panel Cheyenne Smooth
Size								
1'0" to 1'4" x 6'8"	98.10	—	—	—	98.10	98.10	—	98.10
1'6" x 6'8"	98.10	101.90	98.10	162.30	98.10	98.10	98.10	98.10
1'8" x 6'8"	102.50	—	102.50	162.30	102.50	102.50	102.50	102.50
2'0" x 6'8"	102.50	106.40	102.50	162.30	102.50	102.50	102.50	102.50
2'4" x 6'8"	106.10	110.00	106.10	175.60	106.10	106.10	106.10	106.10
2'6" x 6'8"	108.10	112.00	108.10	175.60	108.10	108.10	108.10	108.10
2'8" x 6'8"	110.00	113.80	110.00	180.00	110.00	110.00	110.00	110.00
3'0" x 6'8"	112.90	116.70	112.90	187.40	112.90	112.90	112.90	112.90

For 2-1/4" F.J. Casing ADD 24.50

For 2-1/4" Clear Casing ADD 33.70




Effective 06/22/11

Cancels 09/01/08

Interior Door Units

BI-HINGED DOOR UNITS



PINE DOOR UNITS

Size	6 Panel WP66R	4 Panel ND44R	Louver/ Louver ND730	French P1510/1515
2'8" x 6'8"	455.40	—	412.60	—
3'0" x 6'8"	455.40	455.40	356.00	—
3'4" x 6'8"	491.00	491.00	452.20	—
4'0" x 6'8"	507.40	507.40	404.20	548.00
4'8" x 6'8"	561.00	561.00	438.00	—
5'0" x 6'8"	561.00	561.00	451.40	629.40
5'4" x 6'8"	593.40	593.40	470.60	661.80
6'0" x 6'8"	629.40	629.40	503.00	661.80


FIR DOOR UNITS

Size	6 Panel F-66	5 Panel F-55	2 Panel F-82	French F1510/1515
2'8" x 6'8"	707.60	—	—	—
3'0" x 6'8"	707.60	728.80	795.60	—
3'4" x 6'8"	707.60	—	—	—
4'0" x 6'8"	732.20	755.60	835.40	603.40
4'8" x 6'8"	744.40	769.00	882.00	—
5'0" x 6'8"	744.40	769.00	882.00	651.20
5'4" x 6'8"	744.40	769.00	882.00	707.20
6'0" x 6'8"	750.60	782.20	928.80	707.20

For 2-1/4" F.J. Casing	ADD	to 3'0" 24.50	over 3'0" 32.80
For 2-1/4" Clear Casing	ADD	33.70	43.80

Interior Door Units

BI-HINGED DOOR UNITS



FLUSH DOOR UNITS

Size	Hollow Core Luan	Hollow Core Birch	Particle Core Luan	Particle Core Birch	Wood Core Birch
2'8" x 6'8"	163.40	193.00	—	—	—
3'0" x 6'8"	163.40	193.00	—	312.80	—
3'4" x 6'8"	169.40	196.80	—	—	—
4'0" x 6'8"	169.40	196.80	—	312.80	478.40
4'8" x 6'8"	181.20	204.80	—	324.60	490.40
5'0" x 6'8"	181.20	207.80	301.00	324.60	490.40
5'4" x 6'8"	187.00	210.00	312.80	336.60	502.20
6'0" x 6'8"	193.00	219.60	318.80	342.40	508.00

MOULDED DOOR UNITS

Old Name	Colonist Textured	Colonist Textured	Colonist Smooth	Full-Solid Colonist Smooth	Carrara Smooth	Caiman Smooth	Classique Textured	Cashal Smooth
New Name	6 Panel Sq TX Fiber Stiles	6 Panel Sq TX Wood Stiles	6 Panel Square Smooth	Solid 6 Panel Square Smooth	2 Panel Square Smooth	2 Panel Roman Smooth	2 Panel Arch Top Textured	2 Panel Cheyenne Smooth
Size								
2'8" x 6'8"	180.00	—	180.00	—	180.00	180.00	180.00	180.00
3'0" x 6'8"	180.00	187.60	180.00	308.40	180.00	180.00	180.00	180.00
3'4" x 6'8"	188.80	—	188.80	308.40	188.80	188.80	188.80	188.80
4'0" x 6'8"	188.80	196.60	188.80	308.40	188.80	188.80	188.80	188.80
4'8" x 6'8"	196.00	203.80	196.00	335.00	196.00	196.00	196.00	196.00
5'0" x 6'8"	200.00	207.80	200.00	335.00	200.00	200.00	200.00	200.00
5'4" x 6'8"	203.80	211.40	203.80	344.00	203.80	203.80	203.80	203.80
6'0" x 6'8"	209.60	217.20	209.60	358.60	209.60	209.60	209.60	209.60

For 2-1/4" F.J. Casing	ADD	<u>to 3'0"</u>	<u>over 3'0"</u>
		24.50	32.80
For 2-1/4" Clear Casing	ADD	33.70	43.80




Effective 06/22/11

Cancels 09/01/08

Interior Door Units

BYPASS DOOR UNITS



4-5/8" One - Piece Flat Jambs
 *** NO CASING ***
 Johnson Hardware Included

PRICE LESS DOORS - ADD COST OF DESIRED DOORS

Size	Clear - Assembled	F.J. - Assembled
4'0" x 6'8"	103.50	78.80
5'0" x 6'8"	110.30	85.60
6'0" x 6'8"	117.00	90.40

CASING

Add Per Unit 4'0" - 6'0"	
2-1/4" F.J.	32.80
2-1/4" Clear	43.80
3-1/4" F.J.	39.20
3-1/4" Clear	58.20

Interior Door Units

4-5/8" JAMBS

NO CASING

Size	Clear Jambs K.D.	Clear Jambs Assembled	F.J. Jambs K.D.	F.J. Jambs Assembled
2'0" x 6'8" to 3'0" x 6'8"	70.00	72.00	42.00	44.00
3'4" x 6'8" to 6'0" x 6'8"	80.20	82.20	46.70	48.70

CASING

Add Per Unit	2'0" to 3'0"	3'4" to 6'0"
2-1/4" F.J.	24.50	32.80
2-1/4" Clear	33.70	43.80
3-1/4" F.J.	29.90	39.20
3-1/4" Clear	46.60	58.20

SPECIAL PREHUNG DOOR UNITS (ADD THE PRICE OF THE DOOR)

2 Piece Adjustable Jambs
Assembled with 3 Butts Applied for 1-3/8" Doors

Size	Clear	F.J
Singles 1'0" - 3'0"	62.40	46.20
Doubles 3'0" - 6'0"	95.70	76.20

TO PRICE ANY DOOR UNIT NOT SHOWN ON PAGE D2-D5
ADD THE NET PRICE OF THE 1-3/8" DOOR TO THE ASSEMBLED JAMB ABOVE.
FOR OPTIONS REFER TO PAGE C8.

HANGING 7-0 AND 8-0 DOOR UNITS (NO CASING), 936 STOP

7'0" door unites have 3 hinges per slab, 8'0" door units have 4 hinges per slab

4-5/8" Clear 1-Piece Jamb

For 7'0" Height	Single Swing	99.60
For 7'0" Height	Double Swing	143.20
For 8'0" Height	Single Swing	110.70
For 8'0" Height	Double Swing	169.10



Effective 02/25/11

Cancels 09/01/08

Interior Door Units

Casing

Add Per Unit	Single	Double
2-1/4" FJ	24.50	32.80
2-1/4" Clear	33.70	43.80
2-1/2" Clear (WP351)	42.50	54.30
3-1/4" FJ (WP445)	29.90	39.20
3-1/4" Clear (WP445, WP351)	46.60	58.20
3-1/2" FJ (Adams)	66.10	85.90
3-1/2" Clear (WP444)	58.30	72.20

Additions

	Per Unit	
Jamb	Rip down jamb (.RDJ)	10.00
	Wide jamb up to 5-1/4" - FJ adjustable	4.00
	Wide jamb up to 6-9/16" - FJ adjustable	22.90
	Wide jamb up to 5-1/4" - 1-piece clear pine	38.90
	Wide jamb up to 6-9/16" - 1-piece clear pine	49.60
	10" flat jamb (single or double)	100.00
	4-9/16" flat jamb w/ stop applied - 1-piece clear pine	33.80
	4-9/16" flat jamb w/WM936 stop applied - 1 piece FJ	6.30
	4-9/16" flat jamb w/WM878 stop applied - 1 piece FJ	6.30
	4-9/16" split jamb - clear pine	15.20
Hinges	(3) 3-1/2" solid brass hinges	31.50
	(3) 3-1/2" dull chrome hinges	8.50
	(2) double acting hinges (weight limit 65 lbs)	168.70
	(3) double acting hinges (weight limit 93 lbs)	255.30
	Add or deduct (1) standard dull brass hinge (+/-)	1.10
Astragals	Plain T-astragal	25.10
	T-astragal w/ flush bolts - 6'8" unit	66.50
	T-astragal w/ flush bolts - 7'0" unit	75.30
	T-astragal w/ flush bolts - 8'0" unit	85.00
Other	Cut down door height (.CD)	55.55
	Cut casing for plinth blocks	5.80
	Protective door sleeves	4.00
	(2) ball catches	16.50
	Install 1-3/4" door on an interior flat jamb w/ stop	10.00

